



By: Leia Moore



February 2011

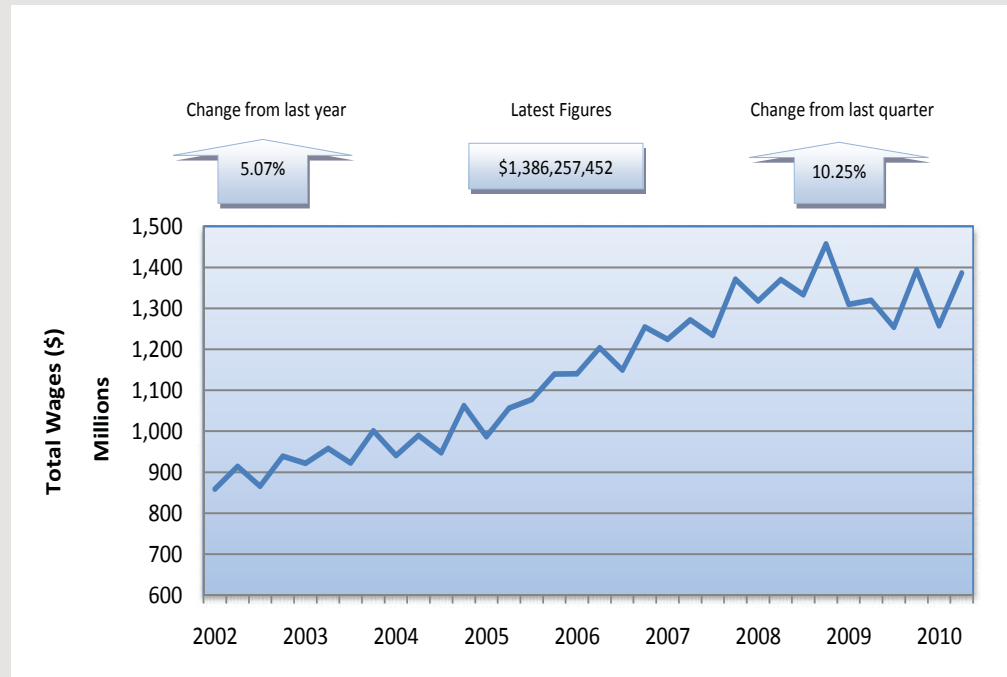
SOIC Regional Economic Indicators: Total Wages

To preserve the anonymity of establishments, the Bureau of Labor Statistics withholds publication of data for any geographic industry level in which there are fewer than three firms, or in which the employment of a single firm accounts for over 80% of the industry.¹ Because the CEBD is reporting the information over a 20 county region rather than individual counties, the SOIC region will include the nondisclosable data beginning in 1st Qtr 2006. However, sectors 51 and 55 have gone back and are now reporting the nondisclosed data beginning in 1st Qtr 2002. It is important to remember that these totals cannot be used to reveal the suppressed data. For a detailed definition of the NAICS codes, please refer to pages 13 - 14.

Eighteen of the twenty business sectors in the SOIC region contributed to the total regional wage increase in 2nd Qtr 2010 from the previous year. Total regional wages increased 5.07% (\$66.894 million) between 2nd Qtr 2009 and 2nd Qtr 2010, of which the Arts, Entertainment and Recreation sector managed the greatest percentage gain (16.01% or \$3.260 million). This was followed by the Administrative, Support, Waste Management and Remediation Service sector (11.26% or \$4.777 million) and the Mining sector (10.30% or \$11.041 million). Over the past quarter, total regional wages increased 10.25% (\$128.904 million).

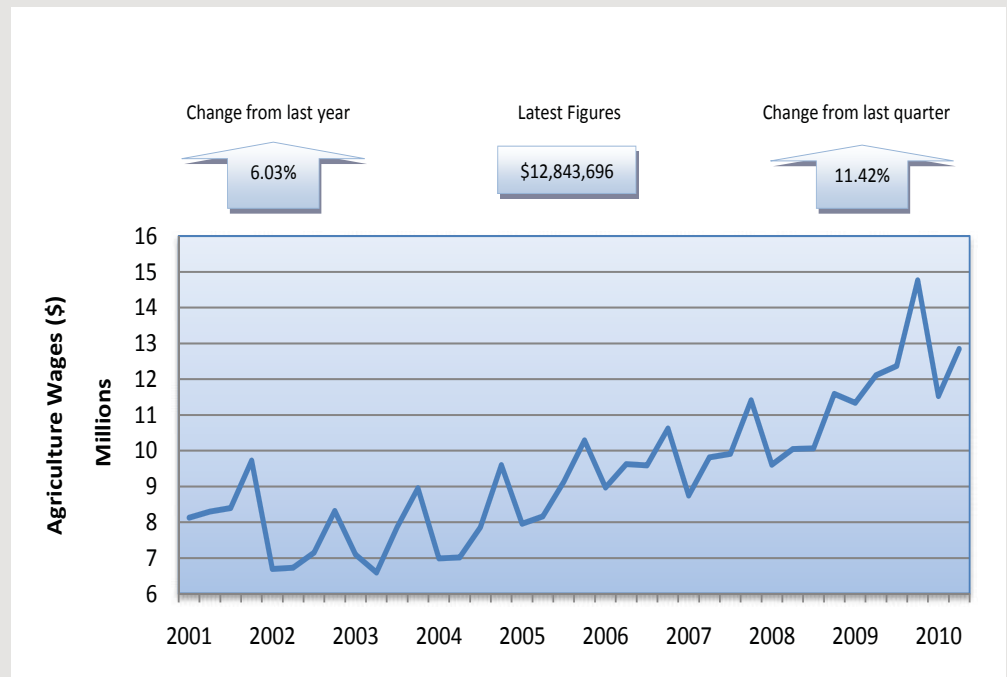
Total Agriculture Wages for the regions 20 counties rose 11.42% in 2nd Qtr 2010. When compared to the previous year, the sector's total wages was up 6.03%.

Chart 1: Total Wages



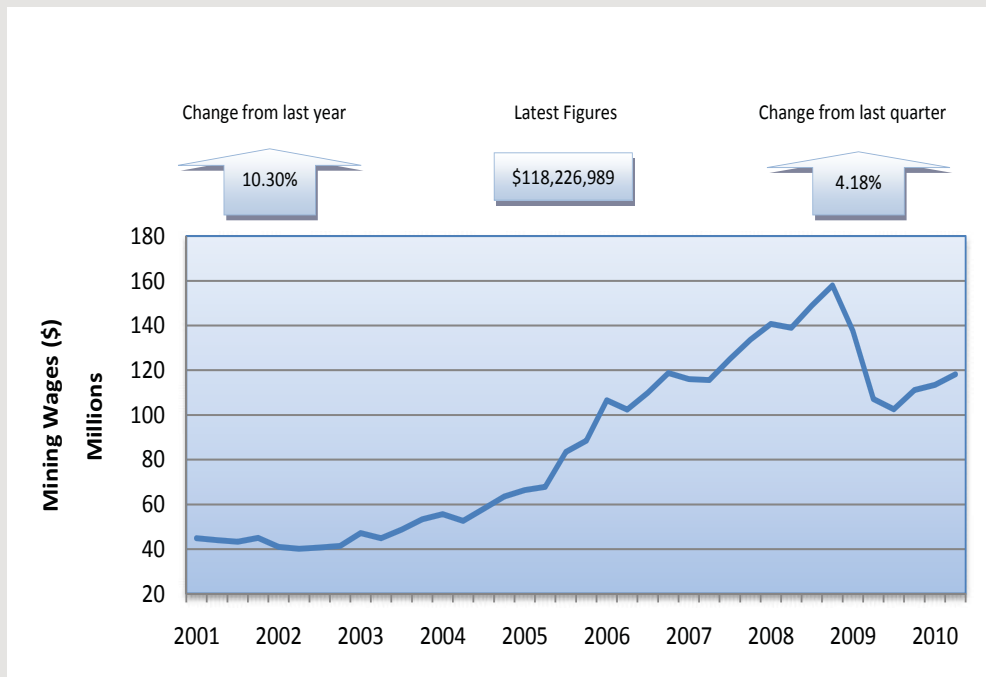
Source: Oklahoma Employment Security Commission

Chart 2: Total Agriculture Wages (NAICS 11)



Source: Oklahoma Employment Security Commission

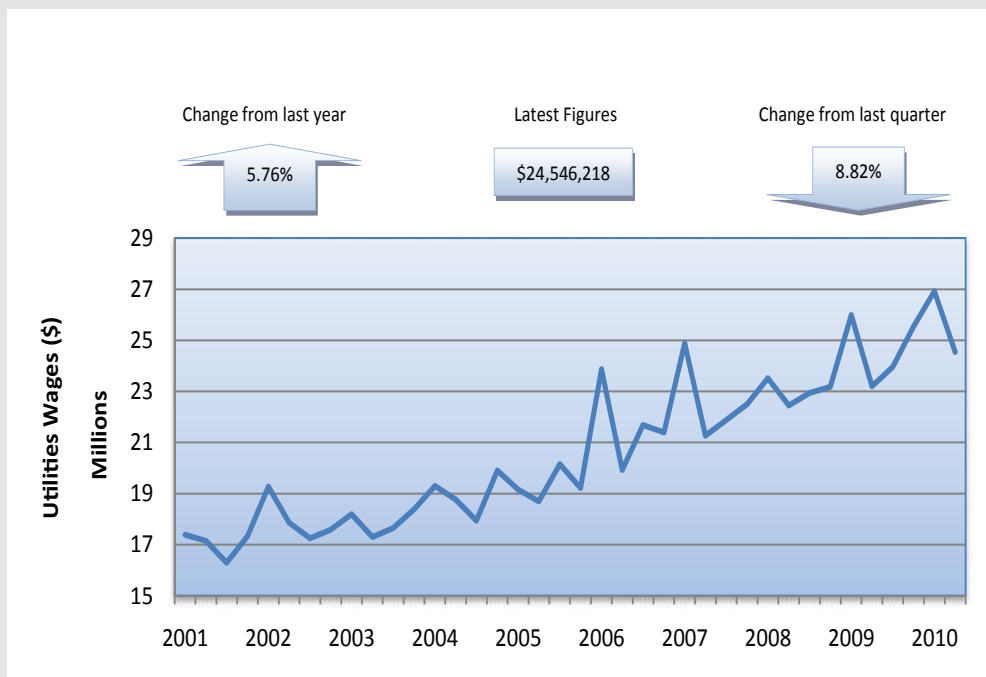
Chart 3: Total Mining Wages (NAICS 21)



Source: Oklahoma Employment Security Commission

Total Mining Wages was up 4.18% between 1st Qtr 2010 and 2nd Qtr 2010. Over the course of the past year, total wages was up 10.30% for a total of \$118,226,989

Chart 4: Total Utilities Wages (NAICS 22)

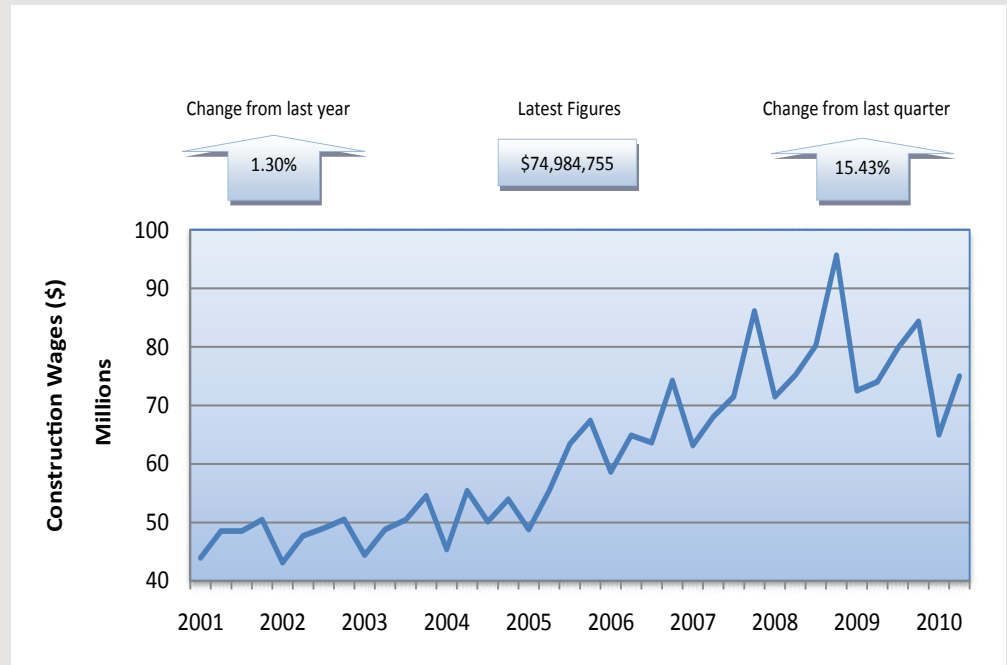


Source: Oklahoma Employment Security Commission

Wages in the region's utilities sector fell 8.82% between 1st Qtr 2010 and 2nd Qtr 2010 and rose 5.76% between 2nd Qtr 2009 and 2nd Qtr 2010.

Total Construction Wages was up 15.43% between 1st Qtr 2010 and 2nd Qtr 2010 and 1.30% between 2nd Qtr 2009 and 2nd Qtr 2010.

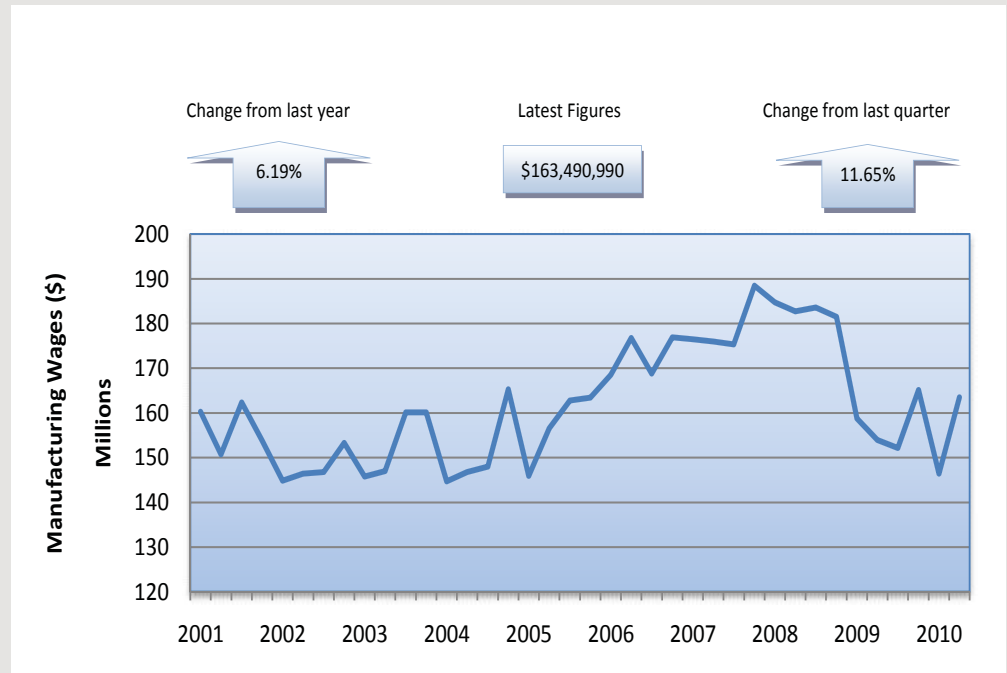
Chart 5: Total Construction Wages (NAICS 23)



Source: Oklahoma Employment Security Commission

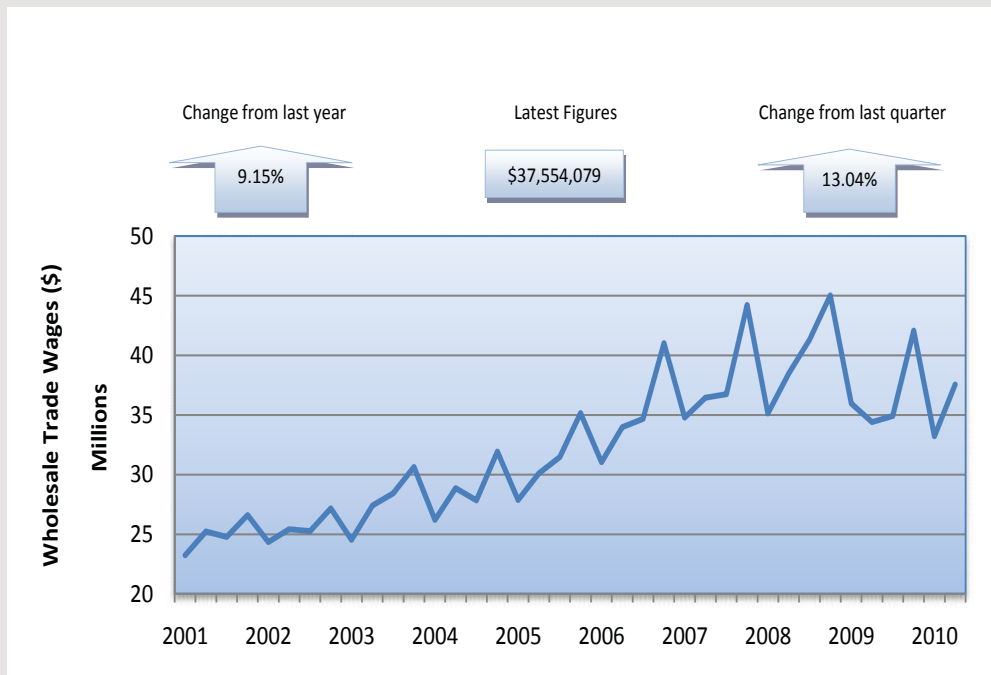
Total Manufacturing Wages was up 11.65% on the quarter for a total of \$163,490,990. Total wages was up 6.19% over the course of the past year.

Chart 6: Total Manufacturing Wages (NAICS 31 - 33)



Source: Oklahoma Employment Security Commission

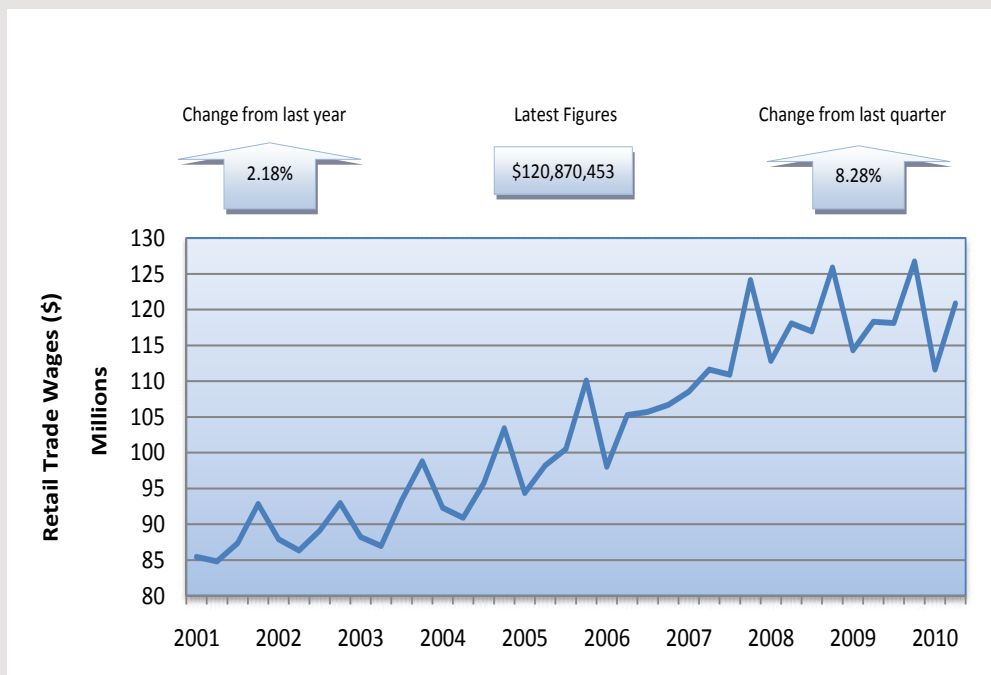
Chart 7: Total Wholesale Trade Wages (NAICS 42)



Source: Oklahoma Employment Security Commission

Total Wholesale Trade Wages rose 13.04% between 1st Qtr 2010 and 2nd Qtr 2010 and 9.15% between 2nd Qtr 2009 and 2nd Qtr 2010.

Chart 8: Total Retail Trade Wages (NAICS 44 - 45)

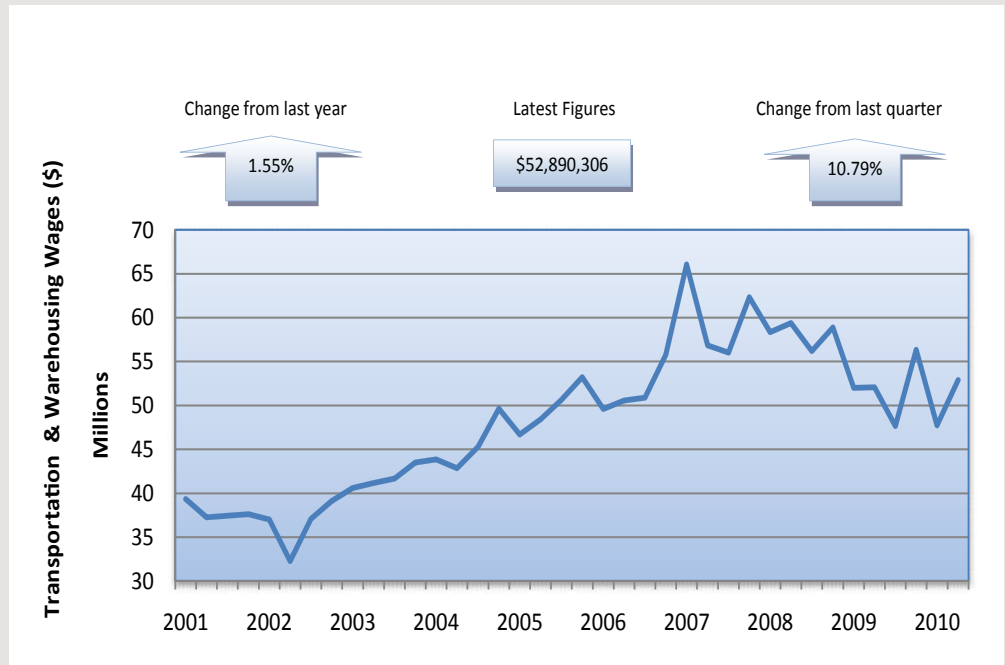


Source: Oklahoma Employment Security Commission

Wages in the region's retail trade sector rose 8.28% between 1st Qtr 2010 and 2nd Qtr 2010 and 2.18% between 2nd Qtr 2009 and 2nd Qtr 2010.

Total Transportation and Warehousing Wages was up 10.79% on the quarter for a total of \$52,890,306. Total wages was up 1.55% between 2nd Qtr 2009 and 2nd Qtr 2010.

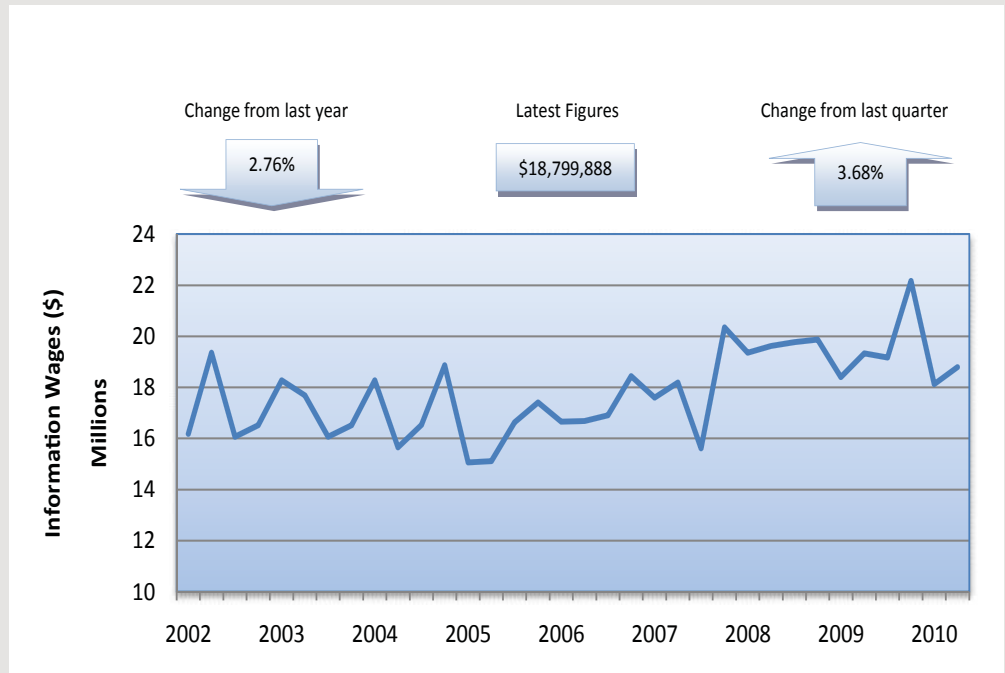
Chart 9: Total Transportation & Warehousing Wages (NAICS 48 - 49)



Source: Oklahoma Employment Security Commission

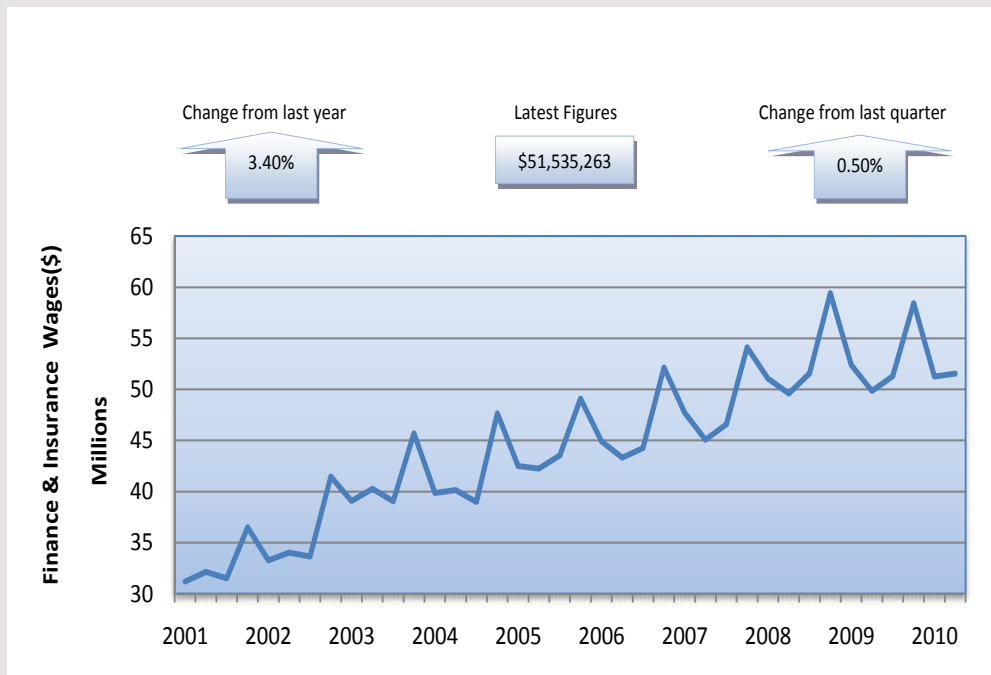
Total Information Wages rose 3.68% between 1st Qtr 2010 and 2nd Qtr 2010 and fell 2.76% between 2nd Qtr 2009 and 2nd Qtr 2010.

Chart 10: Total Information Wages (NAICS 51)



Source: Oklahoma Employment Security Commission

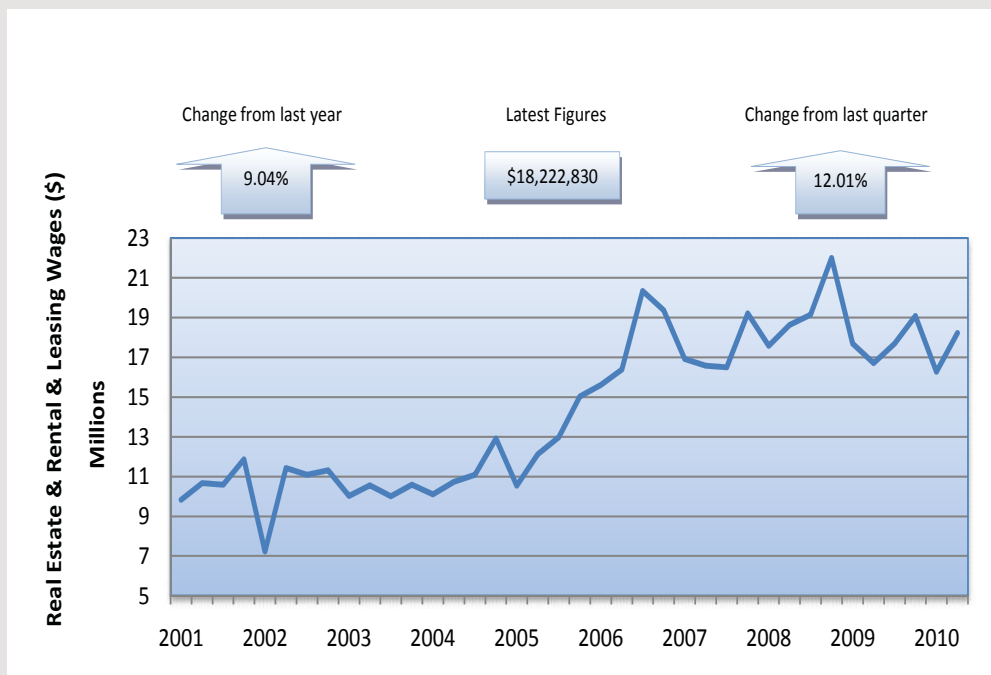
Chart 11: Total Finance and Insurance Wages (NAICS 52)



Source: Oklahoma Employment Security Commission

Total Finance and Insurance Wages rose 0.50% between 1st Qtr 2010 and 2nd Qtr 2010. When compared to the previous year, the sector's total wages was up 3.40% for a total of \$51,535,263.

Chart 12: Total Real Estate, Rental and Leasing Wages (NAICS 53)

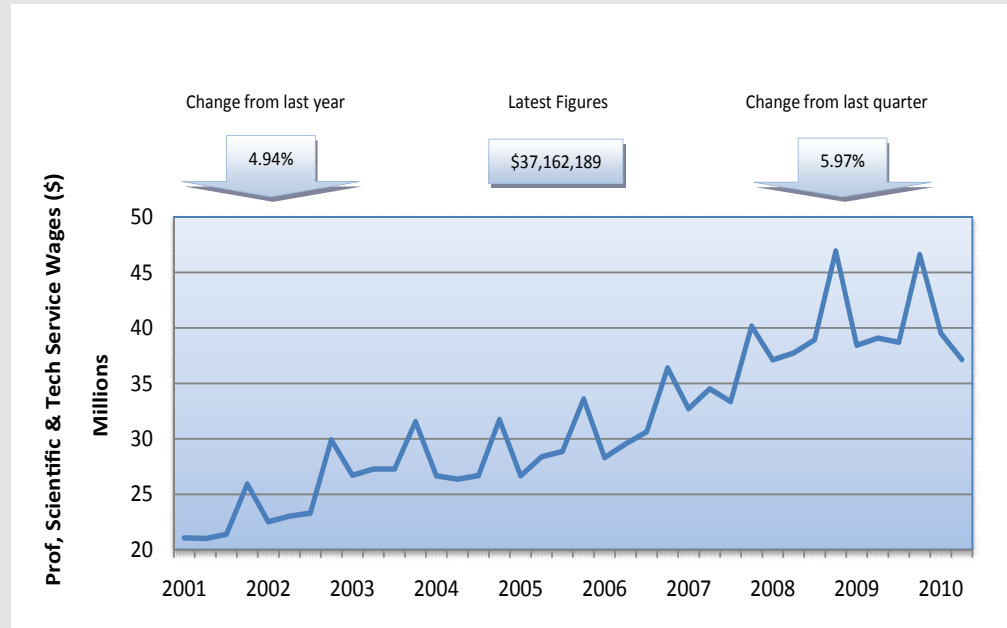


Source: Oklahoma Employment Security Commission

Wages in the region's real estate, rental and leasing sector rose by \$1,954,448, or 12.01%, between 1st Qtr 2010 and 2nd Qtr 2010. Total wages was up 9.04% over the course of the past year.

Total Professional, Scientific and Technical Service Wages was down 5.97% on the quarter for a total of \$37,162,189. When compared to the previous year, the sector's total wages was down 4.94%.

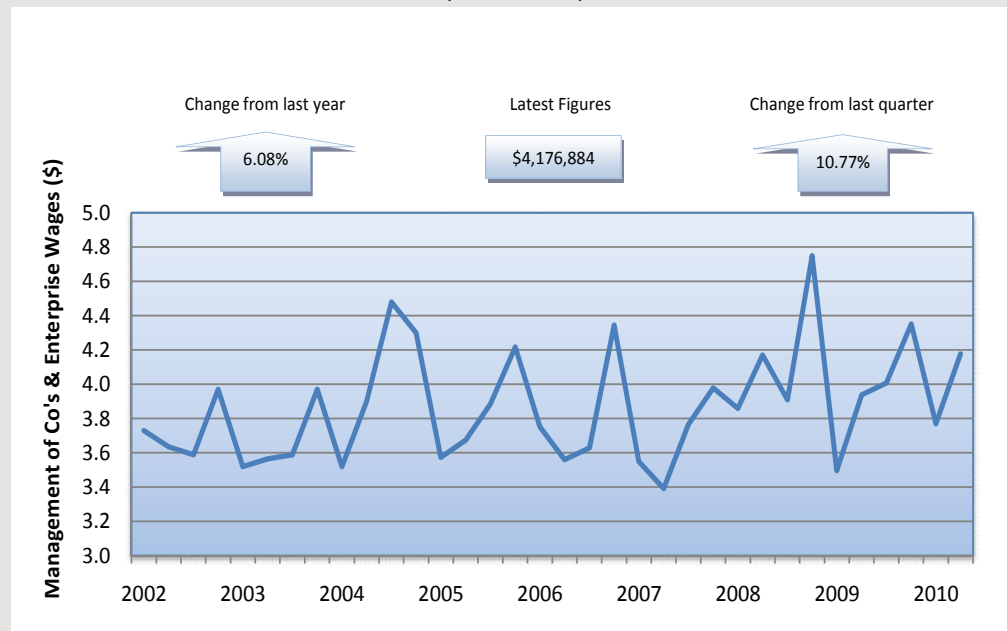
Chart 13: Total Professional, Scientific and Technical Service Wages (NAICS 54)



Source: Oklahoma Employment Security Commission

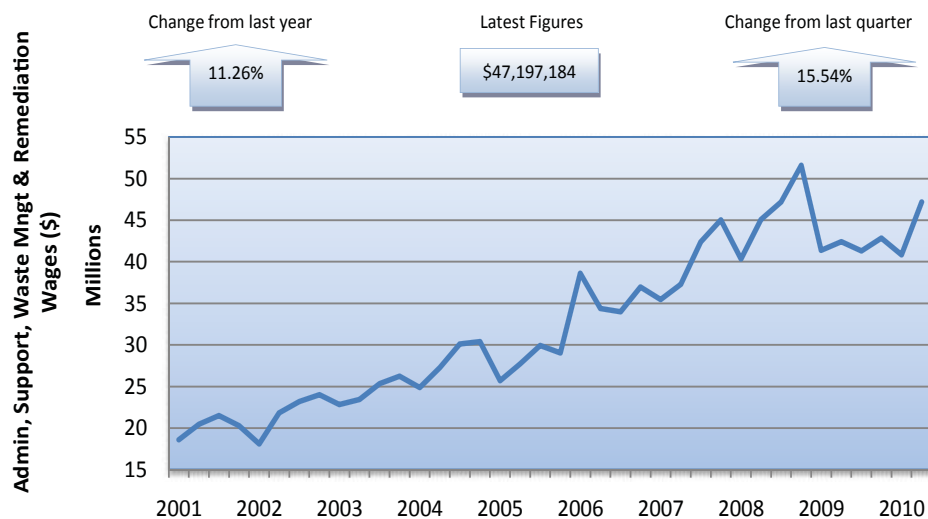
Wages in the region's management of company and enterprise sector rose 10.77% between 1st Qtr 2010 and 2nd Qtr 2010 and 6.08% between 2nd Qtr 2009 and 2nd Qtr 2010.

Chart 14: Total Management of Company and Enterprise Wages (NAICS 55)



Source: Oklahoma Employment Security Commission

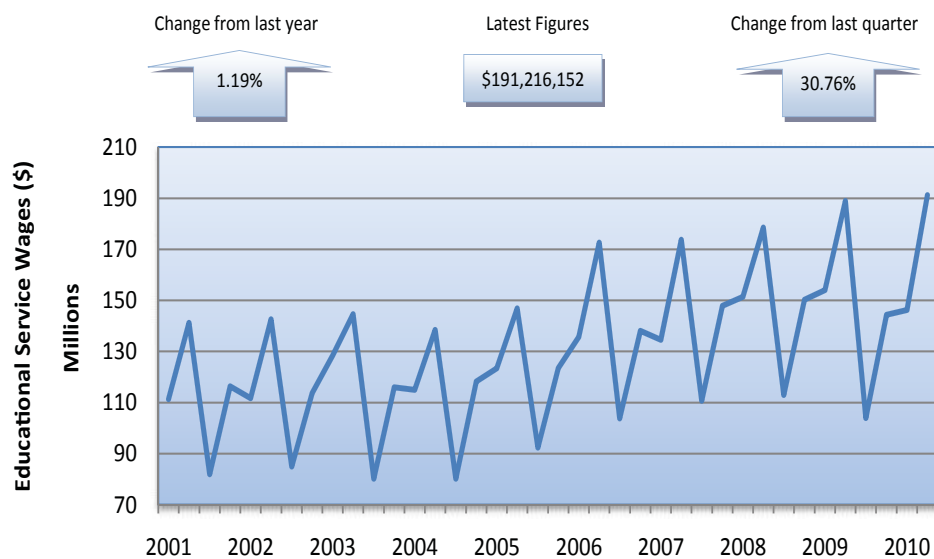
Chart 15: Total Administrative, Support, Waste Management and Remediation Service Wages (NAICS 56)



Source: Oklahoma Employment Security Commission

Total Administrative, Support, Waste Management and Remediation Service Wages rose 15.54% on the quarter for a total of \$47,197,184. Between 2nd Qtr 2009 and 2nd Qtr 2010, the sector's total employment was up 11.26%.

Chart 16: Total Educational Service Wages (NAICS 61)

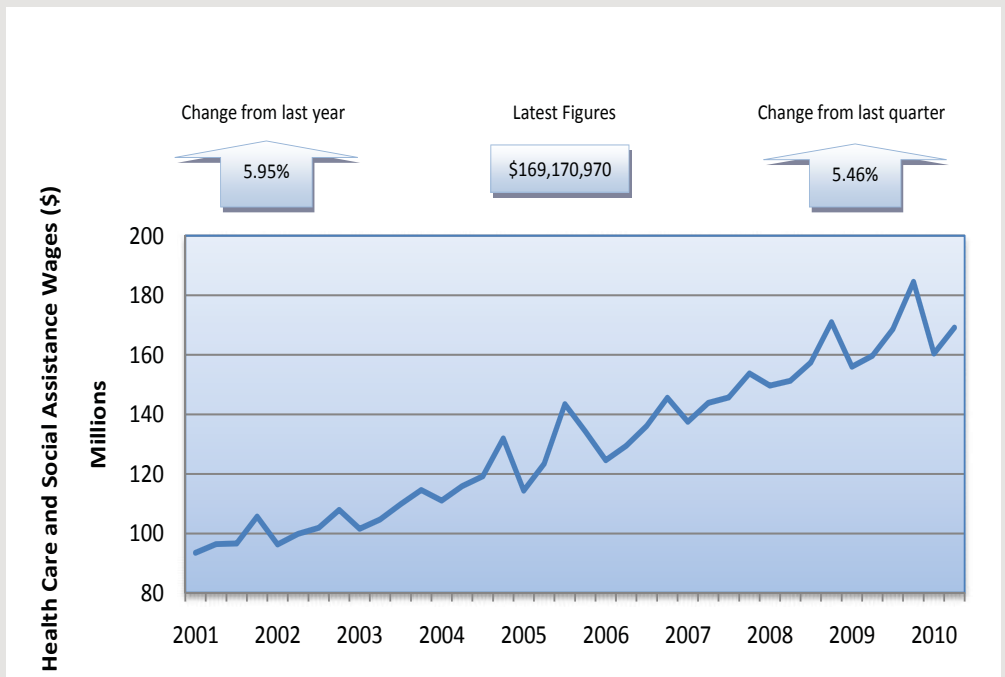


Source: Oklahoma Employment Security Commission

Total Educational Service Wages was up 30.76% on the quarter for a total of \$191,216,152. Total wages was up 1.19% over the course of the past year.

Wages in the region's health care and social assistance sector rose 5.46% between 1st Qtr 2010 and 2nd Qtr 2010.

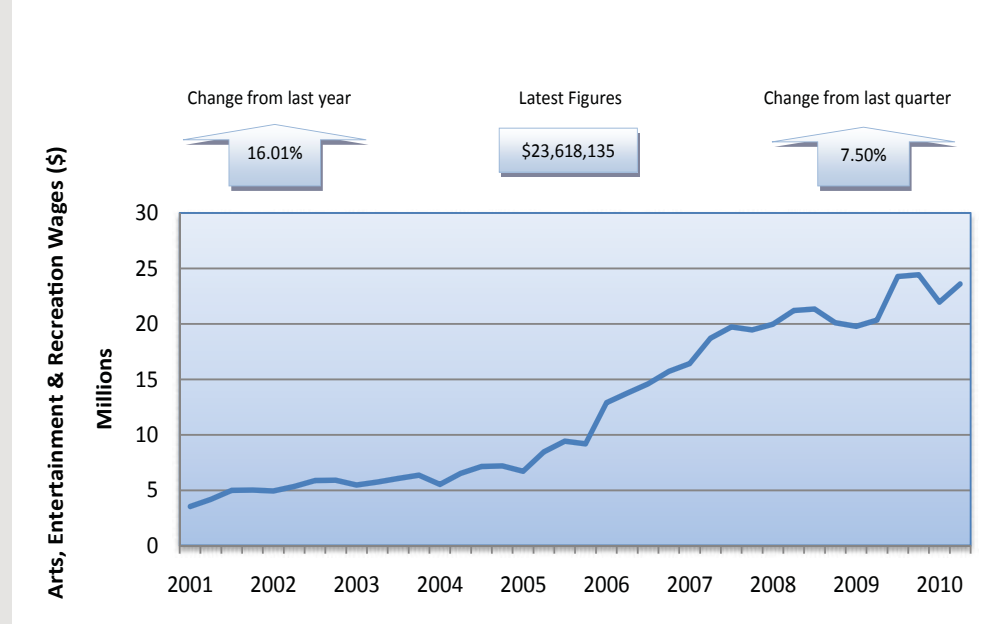
Chart 17: Total Health Care and Social Assistance Wages (NAICS 62)



Source: Oklahoma Employment Security Commission

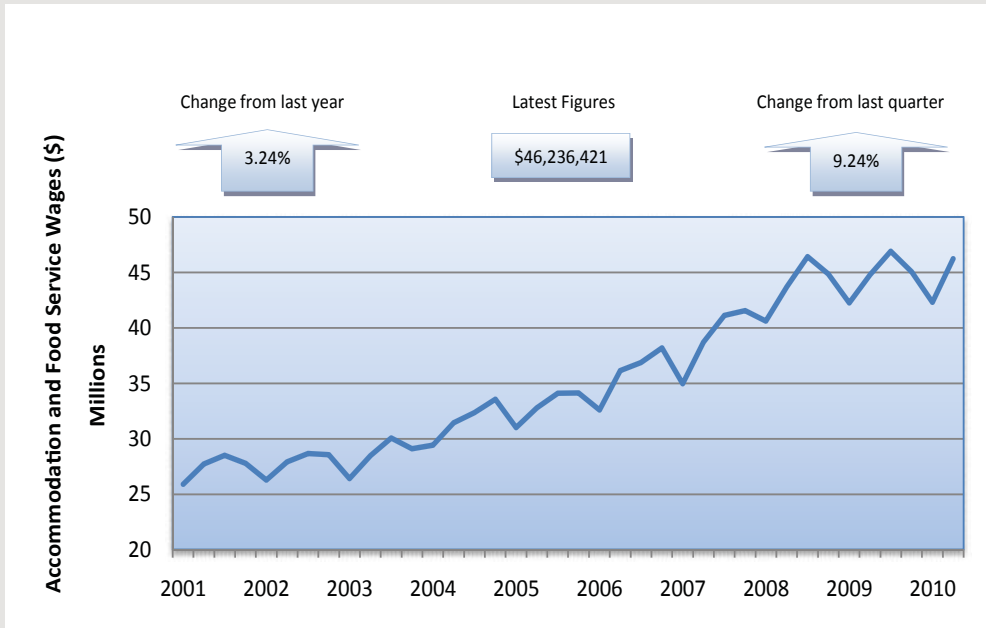
Total Arts, Entertainment and Recreation Wages rose 7.50% between 1st Qtr 2010 and 2nd Qtr 2010 and 16.01% between 2nd Qtr 2009 and 2nd Qtr 2010.

Chart 18: Total Arts, Entertainment and Recreation Wages (NAICS 71)



Source: Oklahoma Employment Security Commission

Chart 19: Total Accommodation and Food Service Wages (NAICS 72)



Source: Oklahoma Employment Security Commission

Total Accommodation and Food Service Wages was up 9.24% on the quarter for a total of \$46,236,421.

Chart 20: Total Other Service Wages (NAICS 81)

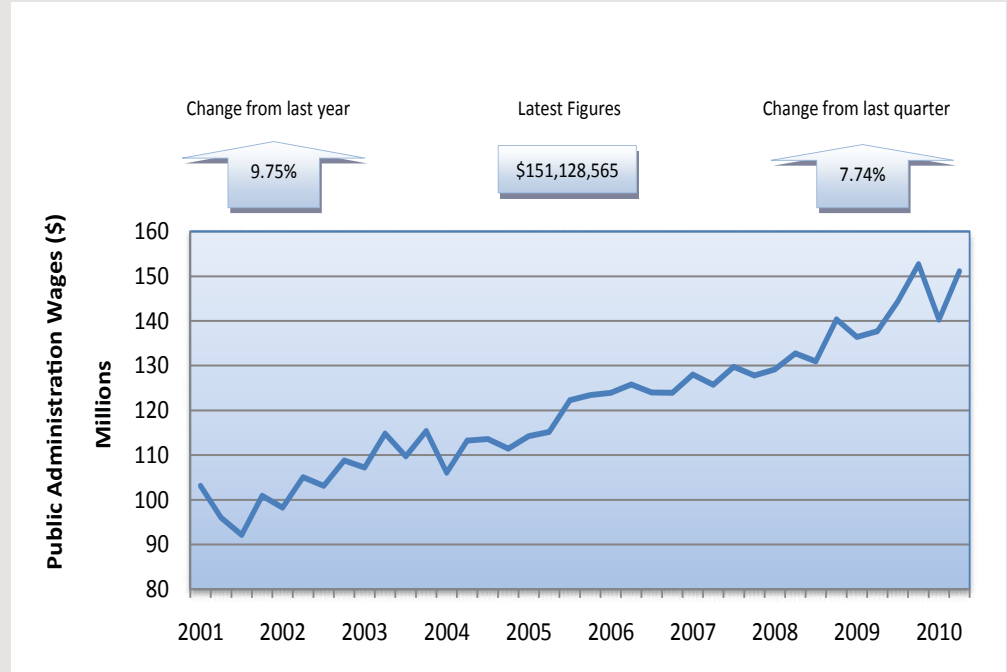


Source: Oklahoma Employment Security Commission

Total Other Service Wages was up 9.66% on the quarter for a total of \$22,385,483. The sector's total wages was up 5.26% over the course of the past year.

Wages in the region's public administration sector rose by 7.74% between 1st Qtr 2010 and 2nd Qtr 2010 and 9.75% between 2nd Qtr 2009 and 2nd Qtr 2010.

Chart 21: Total Public Administration Wages (NAICS 92)



Source: Oklahoma Employment Security Commission

All definitions of the NAICS codes in this section were obtained from the 2002 NAICS Codes and Titles, U.S. Census Bureau website.²

Agriculture Sector (NAICS 11):

The Agriculture sector of NAICS 11 as a whole is comprised of establishments primarily engaged in growing crops, raising animals, harvesting timber, and harvesting fish and other animals from a farm, ranch, or their natural habitats.

Mining Sector (NAICS 21):

The Mining sector is comprised of establishments that extract naturally occurring mineral solids, such as coal and ores; liquid minerals, such as crude petroleum; and gases, such as natural gas.

Utilities Sector (NAICS 22):

The Utilities sector is comprised of establishments engaged in the provision of the following utility services: electric power, natural gas, steam supply, water supply, and sewage removal.

Construction Sector (NAICS 23):

The Construction sector is composed of establishments primarily engaged in the construction of buildings or engineering projects (e.g., highways and utility systems).

Manufacturing Sector (NAICS 31-33):

The Manufacturing sector is comprised of establishments engaged in the mechanical, physical, or chemical transformation of materials, substances, or components into new products. The assembling of component parts of manufactured products is considered manufacturing, except in cases where the activity is appropriately classified in Sector 23, Construction.

Wholesale Trade Sector (NAICS 42):

The Wholesale Trade sector is comprised of establishments engaged in wholesaling merchandise, generally without transformation, and rendering

services incidental to the sale of merchandise. The merchandise described in this sector includes the outputs of agriculture, mining, manufacturing, and certain information industries, such as publishing.

Retail Trade Sector (NAICS 44-45):

The Retail Trade sector is comprised of establishments engaged in retailing merchandise, generally without transformation, and rendering services incidental to the sale of merchandise.

Transportation and Warehousing Sector (NAICS 48-49):

The Transportation and Warehousing sector includes industries providing transportation of passengers and cargo, warehousing and storage for goods, scenic and sightseeing transportation, and support activities related to modes of transportation.

Information Sector (NAICS 51):

The Information sector is comprised of establishments engaged in the following processes: (a) producing and distributing information and cultural products, (b) providing the means to transmit or distribute these products as well as data or communications, and (c) processing data.

Finance and Insurance Sector (NAICS 52):

The Finance and Insurance sector is comprised of establishments primarily engaged in financial transactions (transactions involving the creation, liquidation, or change in ownership of financial assets) and/or in facilitating financial transactions.

Real Estate, Rental and Leasing Sector (NAICS 53):

The Real Estate, Rental and Leasing sector is comprised of establishments primarily engaged in renting, leasing, or otherwise allowing the use of tangible or intangible assets, and establishments providing related services.

Professional, Scientific and Technical Service Sector (NAICS 54):

The Professional, Scientific and Technical Service sector is comprised of establishments that specialize in performing professional, scientific, and technical activities for others.

Management of Company and Enterprise Sector (NAICS 55):

The Management of Company and Enterprise sector is comprised of (1) establishments that hold the securities of (or other equity interests in) companies and enterprises for the purpose of owning a controlling interest or influencing management decisions or (2) establishments (except government establishments) that administer, oversee, and manage establishments of the company or enterprise and that normally undertake the strategic or organizational planning and decision making role of the company or enterprise.

Administrative, Support, Waste Management and Remediation Service Sector (NAICS 56):

The Administrative, Support, Waste Management and Remediation Service sector is comprised of establishments performing routine support activities for the day-to-day operations of other organizations.



Educational Service Sector (NAICS 61):

The Educational Service sector is comprised of establishments that provide instruction and training in a wide variety of subjects. This instruction and training is provided by specialized establishments, such as schools, colleges, universities, and training centers. These establishments may be privately owned and operated for profit or not-for-profit, or they may be publicly owned and operated.

Health Care and Social Assistance Sector (NAICS 62):

The Health Care and Social Assistance sector is comprised of establishments providing health care and social assistance for individuals.

Arts, Entertainment and Recreation Sector (NAICS 71):

The Arts, Entertainment and Recreation sector includes a wide range of establishments that operate or provide services to meet varied cultural, entertainment and recreational interest of their patrons.

Accommodation and Food Service Sector (NAICS 72):

The Accommodation and Food Service sector is comprised of establishments providing customers with lodging and/or preparing meals, snacks and beverages for immediate consumption.

Other Service Sector (NAICS 81):

The Other Service (except Public Administration) sector is comprised of establishments engaged in providing services not specifically provided for elsewhere in the classification system.

Public Administration Sector (NAICS 92):
The Public Administration sector consists of establishments of federal, state, and local government agencies that administer, oversee and manage public programs and have executive, legislative or judicial authority over other institutions within a given area.

Reference:

¹Bureau of Labor Statistics, 'Employment and wages covered by employment insurance'. Chapter 5 http://www.bls.gov/opub/hom/homch5_d.htm

²All definitions of the NAICS codes were obtained from the following link, <http://www.census.gov/epcd/naics02/naicod02.htm>.