



By: Leia Moore



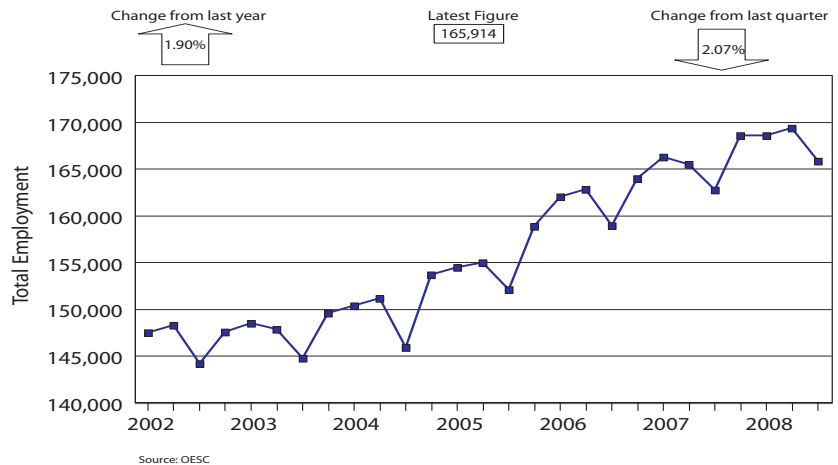
SOIC Regional Economic Indicators:

Total Employment

Center for Economic & Business Development

To preserve the anonymity of establishments, the Bureau of Labor Statistics withholds publication of data for any geographic industry level in which there are fewer than three firms, or in which the employment of a single firm accounts for over 80% of the industry.¹ Because the CEBD is reporting the information over a 20 county region rather than individual counties, the SOIC region will include the nondisclosable data beginning in 1st Qtr 2006. However, sectors 51 and 55 have gone back and are now reporting the nondisclosed data beginning in 1st Qtr 2002. It is important to remember that these totals cannot be used to reveal the suppressed data. For a detailed definition of the NAICS codes, please refer to pages 12 - 13.

Chart 1: Total Employment



Ten of the twenty business sectors in the SOIC region contributed to the total regional employment increase in 3rd Qtr 2008 from the previous year. Total regional employment increased 1.90% (3,089 jobs) between 3rd Qtr 2007 and 3rd Qtr 2008, of which the Professional, Scientific and Technical sector managed the greatest percentage gain (12.15% or 463 jobs). This was followed by the Mining sector (11.35% or 896 jobs) and the Real Estate, Rental and Leasing sector (8.72% or 175 jobs). Over the past quarter, total regional employment decreased 2.07% (3,513 jobs).

May 2009

Dr. Marvin Hankins, Director
 100 Campus Drive
 Weatherford, OK 73096



Total Agriculture Employment for the regions 20 counties rose by 4.25% in 3rd Qtr 2008. When compared to the previous year, the sector's total employment was down 7.47%.

Chart 2: Total Agriculture Employment (NAICS 11)

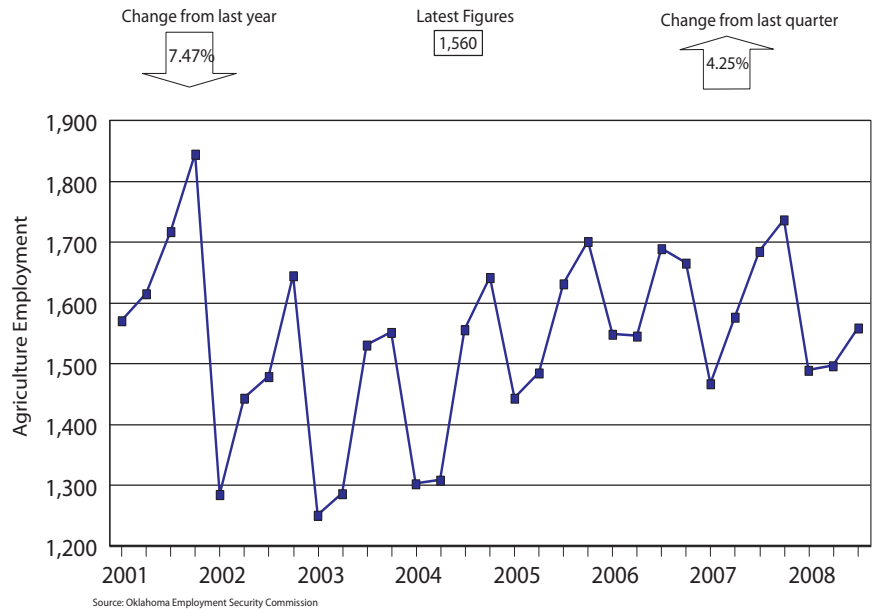
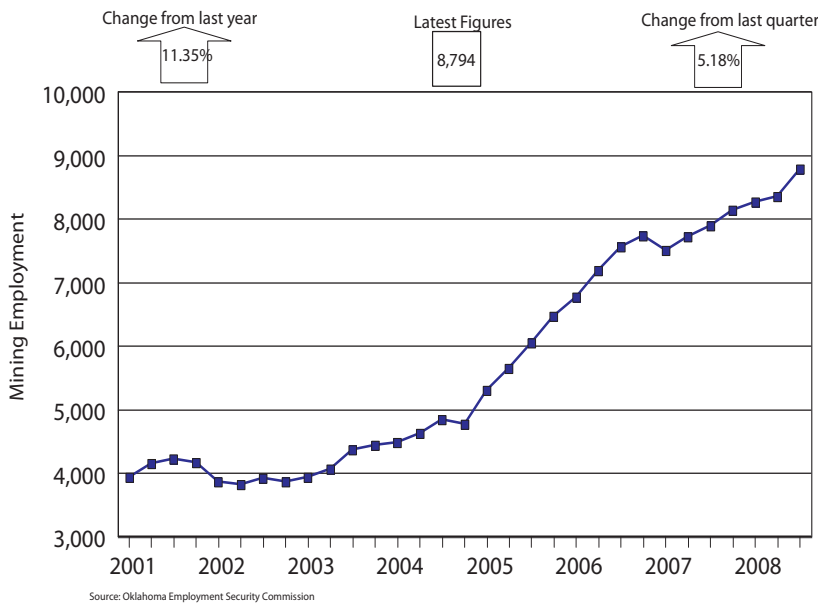
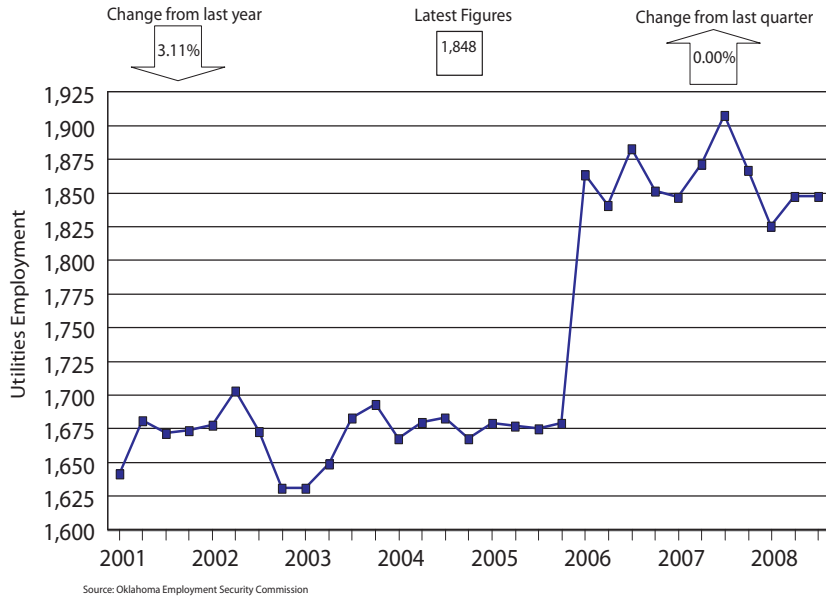


Chart 3: Total Mining Employment (NAICS 21)



Total Mining Employment is up 5.18% on the quarter for a total of 8,794 laborers employed. This represents the first time during the graphed time period that Total Mining Employment has risen above 8,700 employees.

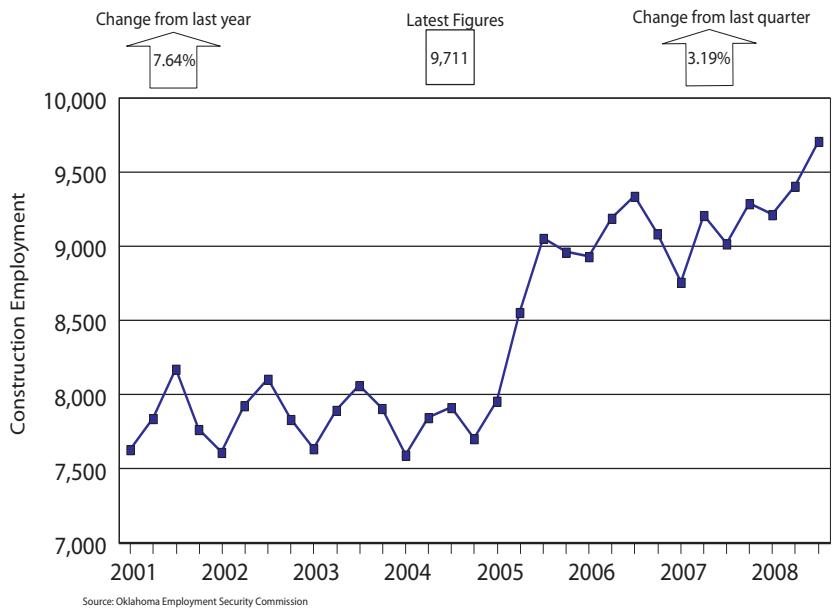
Chart 4: Total Utilities Employment (NAICS 22)



Employment in the region's utilities sector fell 3.11% between 3rd Qtr 2007 and 3rd Qtr 2008.

Total Construction Employment was up 3.19% between 2nd Qtr 2008 and 3rd Qtr 2008 and 7.64% between 3rd Qtr 2007 and 3rd Qtr 2008.

Chart 5: Total Construction Employment (NAICS 23)



Total Manufacturing Employment was down 1.87% on the quarter for a total of 16,463 laborers employed.

Chart 6: Total Manufacturing Employment (NAICS 31 - 33)

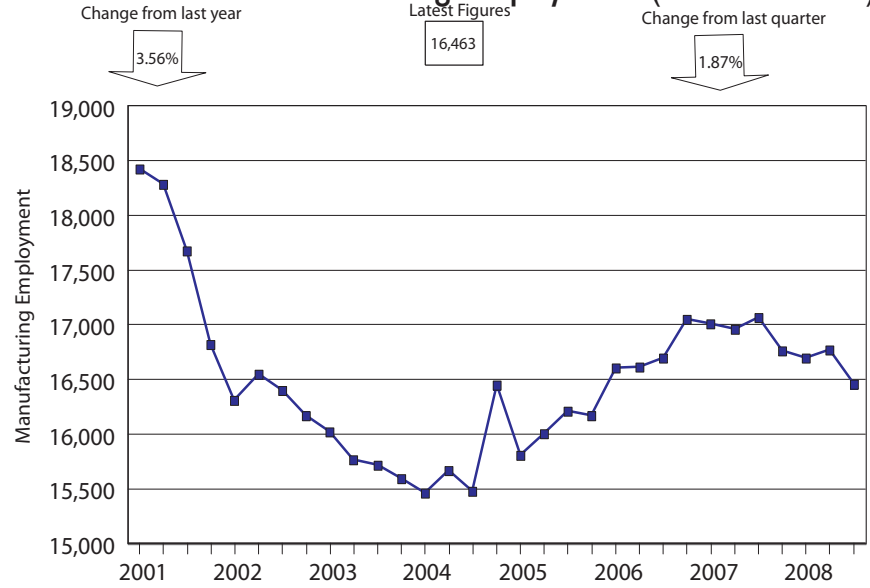
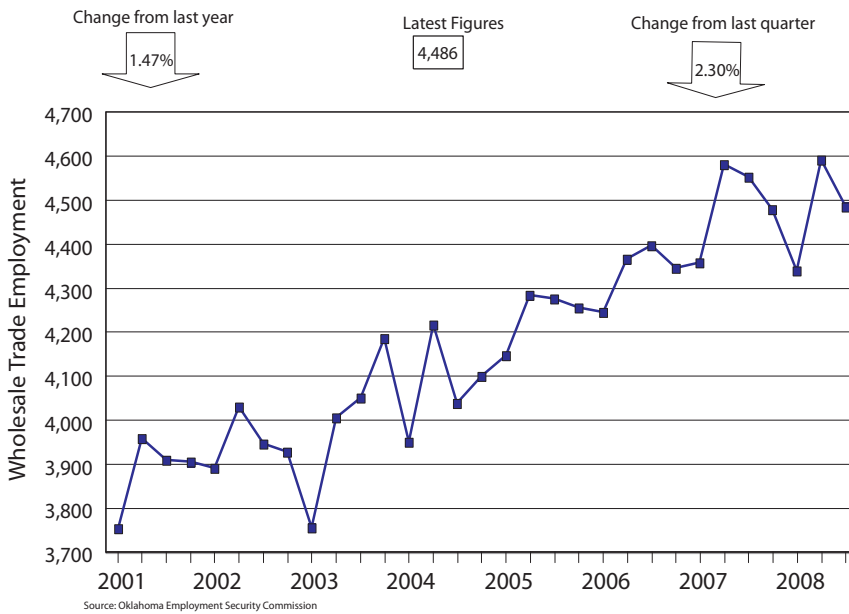
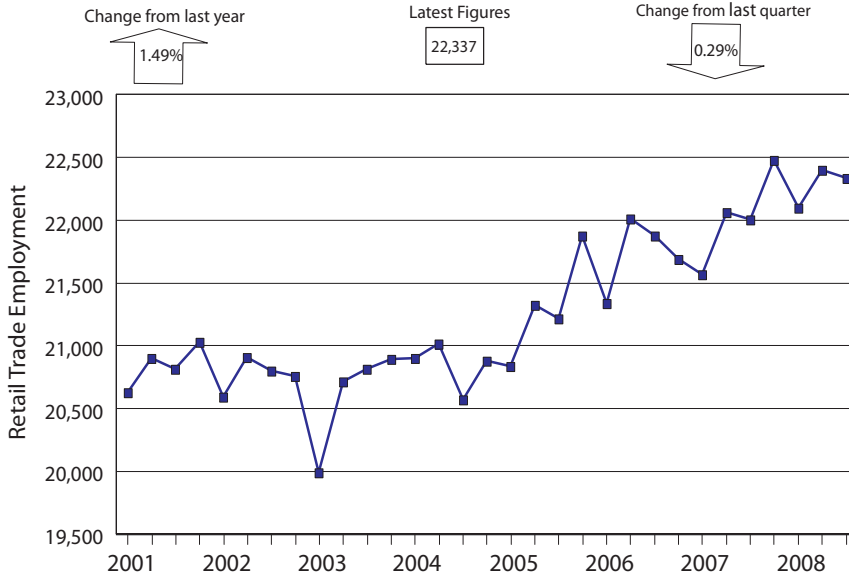


Chart 7: Total Wholesale Trade Employment (NAICS 42)



Total Wholesale Trade Employment fell 2.30% between 2nd Qtr 2008 and 3rd Qtr 2008 and 1.47% between 3rd Qtr 2007 and 3rd Qtr 2008.

Chart 8: Total Retail Trade Employment (NAICS 44 - 45)

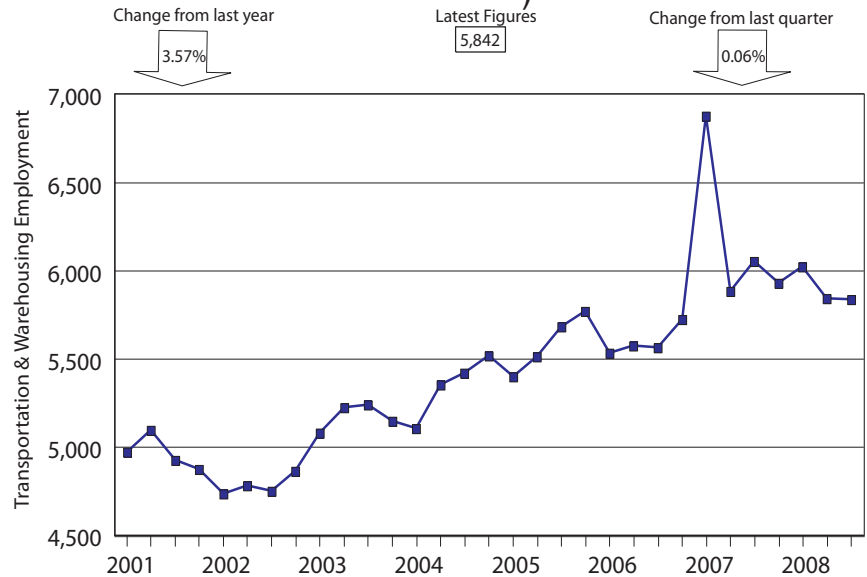


Source: Oklahoma Employment Security Commission

Employment in the region's retail trade sector fell by 0.29%, between 2nd Qtr 2008 and 3rd Qtr 2008.

Total Transportation and Warehousing Employment was down 0.06% on the quarter for a total of 5,842 laborers employed.

Chart 9: Total Transportation & Warehousing Employment (NAICS 48 - 49)



Source: Oklahoma Employment Security Commission

Total Information Employment fell 0.80% between 2nd Qtr 2008 and 3rd Qtr 2008 and rose 7.78% between 3rd Qtr 2007 and 3rd Qtr 2008.

Chart 10: Total Information Employment (NAICS 51)

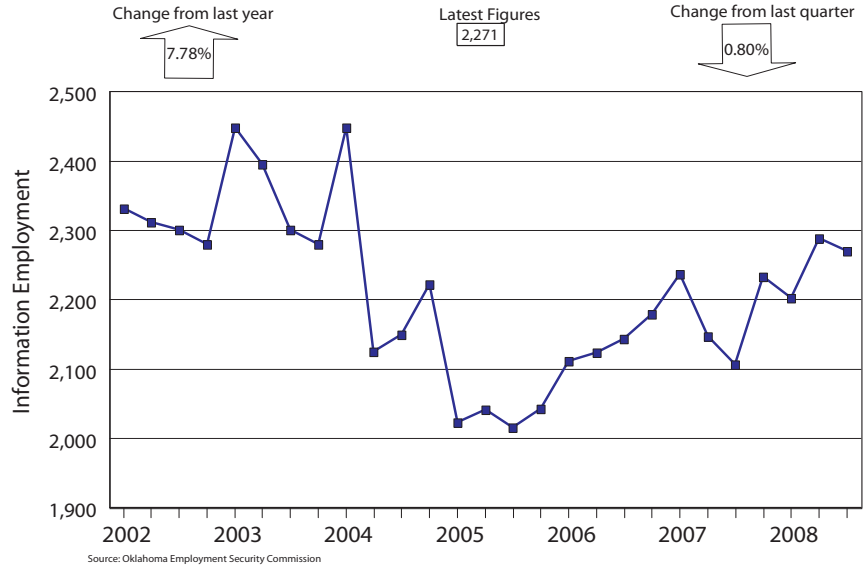
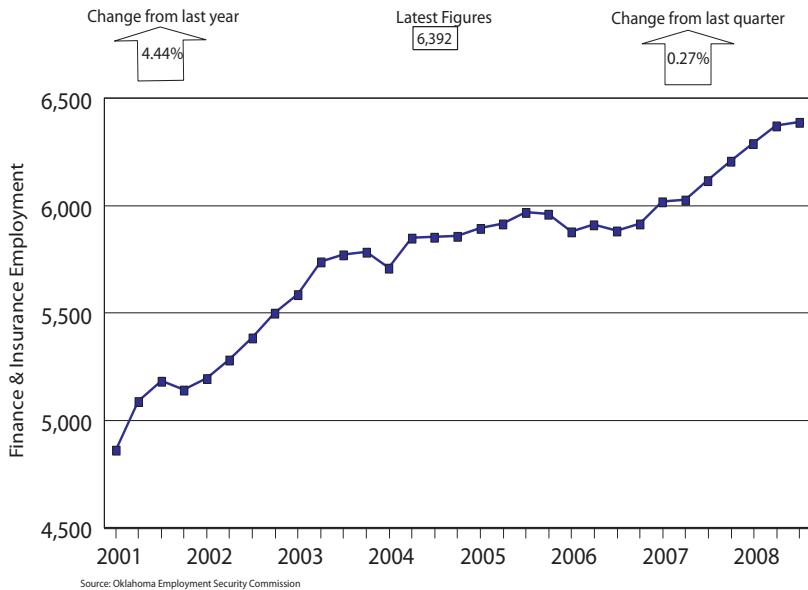


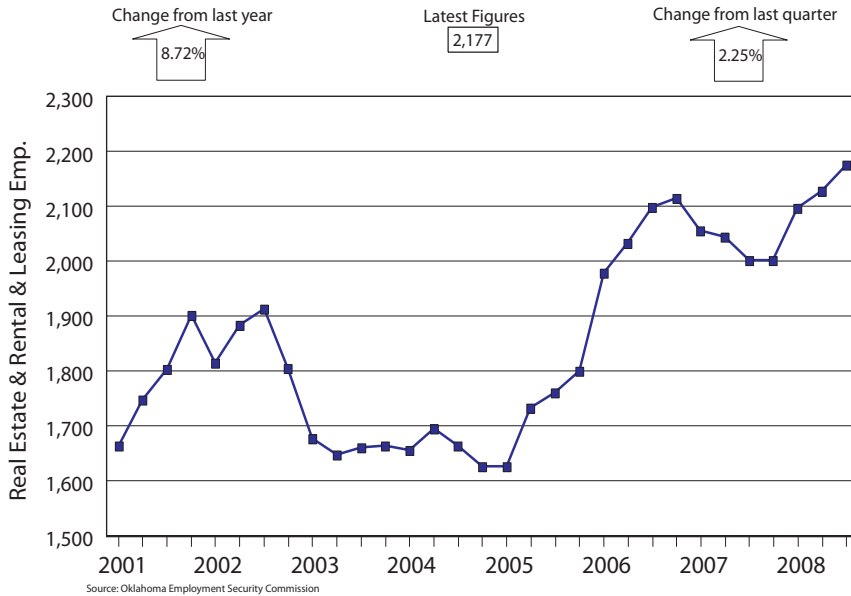
Chart 11: Total Finance and Insurance Employment (NAICS 52)



Total Finance and Insurance Employment rose 0.27% between 2nd Qtr 2008 and 3rd Qtr 2008. When compared to the previous year, the sector's total employment was up 4.44%

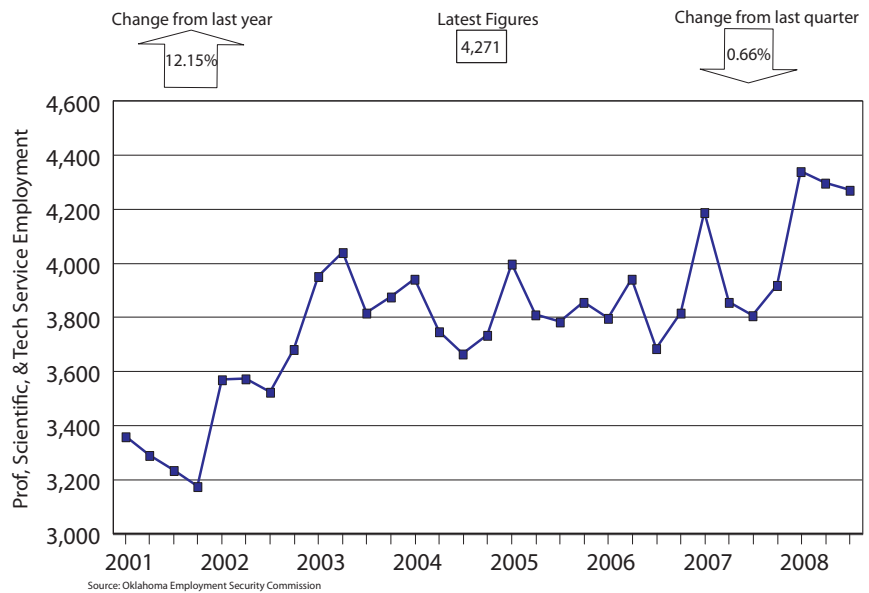
Chart 12: Total Real Estate, Rental and Leasing Employment (NAICS 53)

Employment in the region's real estate, rental and leasing sector rose by 48 jobs, or 2.25%, between 2nd Qtr 2008 and 3rd Qtr 2008.



Total Professional, Scientific and Technical Service Employment was down 0.66% on the quarter for a total of 4,271 laborers employed. When compared to the previous year, the sector's total employment was up 12.15%.

Chart 13: Total Professional, Scientific and Technical Employment (NAICS 54)



Employment in the region's management of company and enterprise employment sector fell 1.77% between 2nd Qtr 2008 and 3rd Qtr 2008 and 0.09% between 3rd Qtr 2007 and 3rd Qtr 2008.

Chart 14: Total Management of Company and Enterprise Employment (NAICS 55)

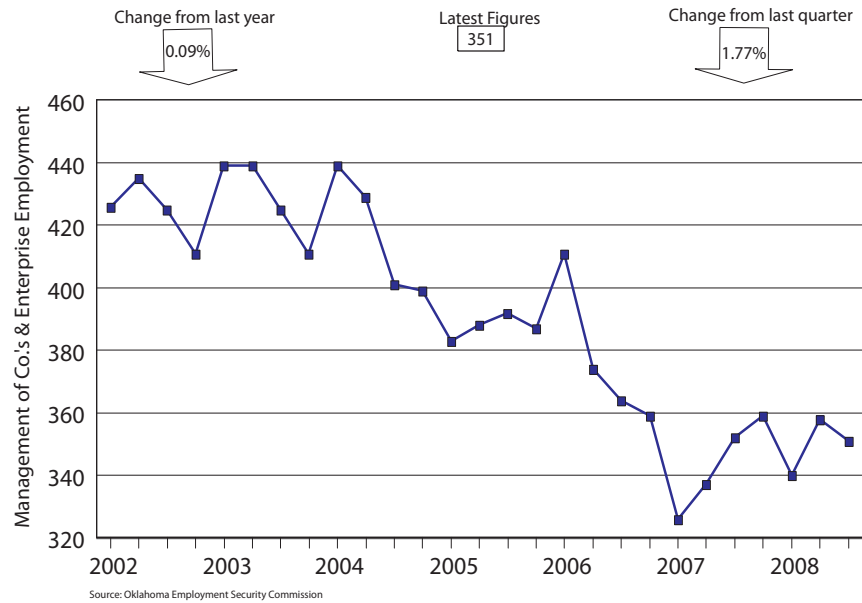
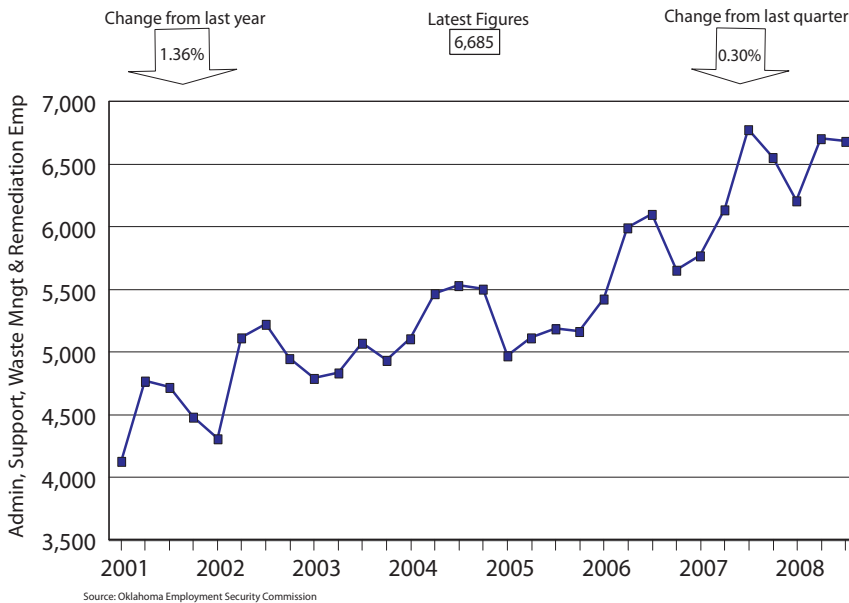
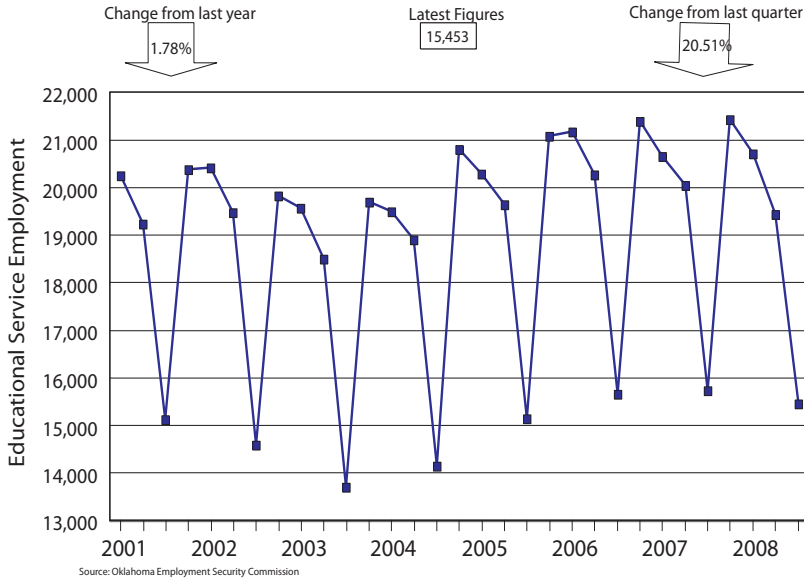


Chart 15: Total Administrative, Support, Waste Management and Remediation Service Employment (NAICS 56)



Total Administrative, Support, Waste Management and Remediation Service Employment fell 0.30% on the quarter for a total of 6,685 laborers employed. Between 3rd Qtr 2007 and 3rd Qtr 2008, the sector's total employment was down 1.36%.

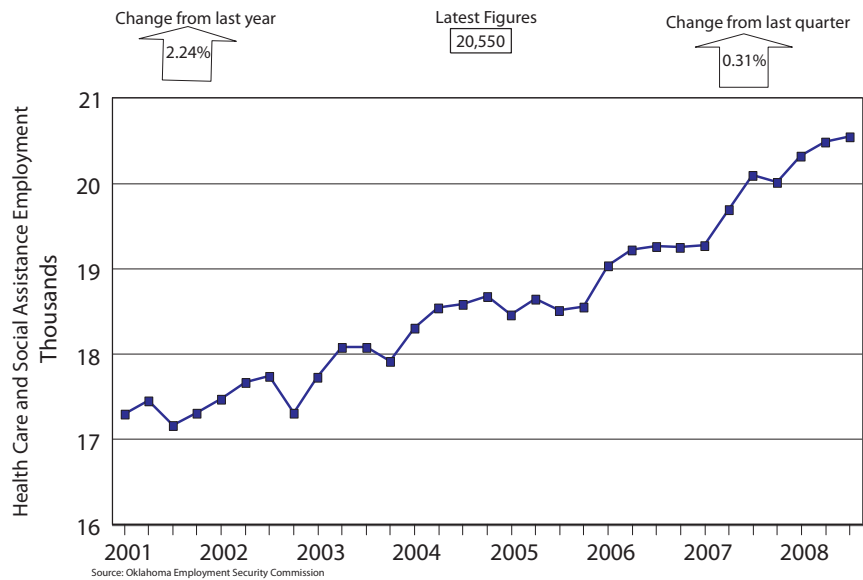
Chart 16: Total Educational Service Employment (NAICS 61)



Total Educational Service Employment was down 20.51% on the quarter for a total of 15,453 laborers employed. Total employment was down 1.78% over the course of the past year.

Employment in the region's health care and social assistance sector rose 0.31% between 2nd Qtr 2008 and 3rd Qtr 2008.

Chart 17: Total Health Care and Social Assistance Employment (NAICS 62)



Total Arts, Entertainment and Recreation Employment fell 0.44% between 2nd Qtr 2008 and 3rd Qtr 2008 and 0.85% between 3rd Qtr 2007 and 3rd Qtr 2008.

Chart 18: Total Arts, Entertainment and Recreation Employment (NAICS 71)

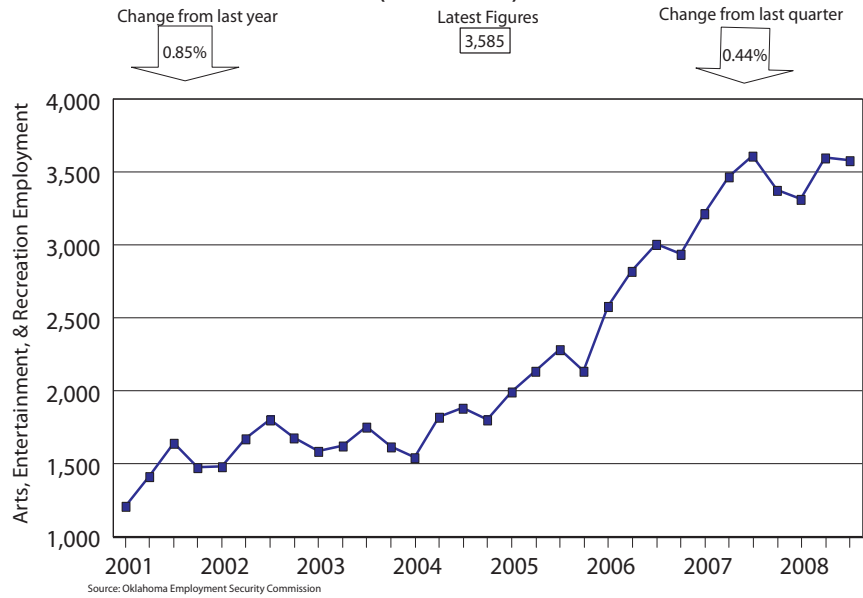
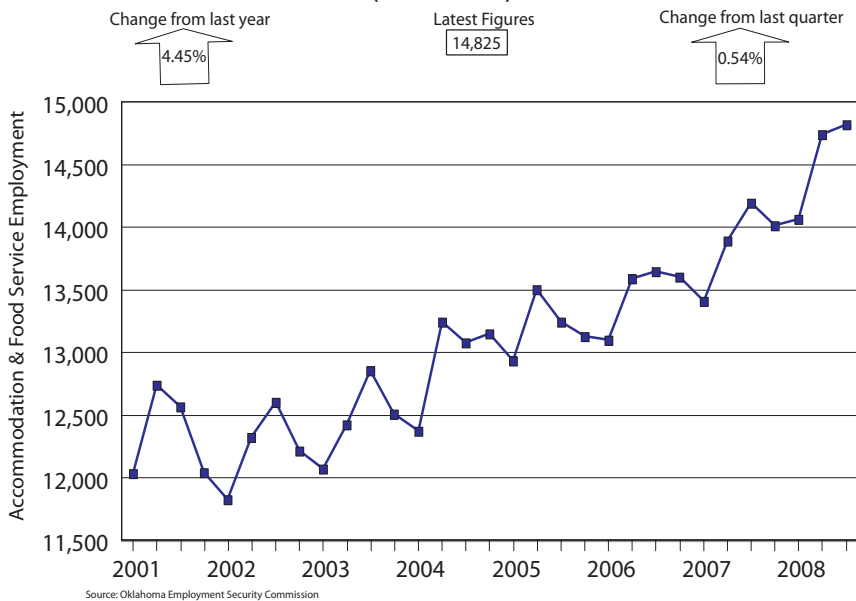
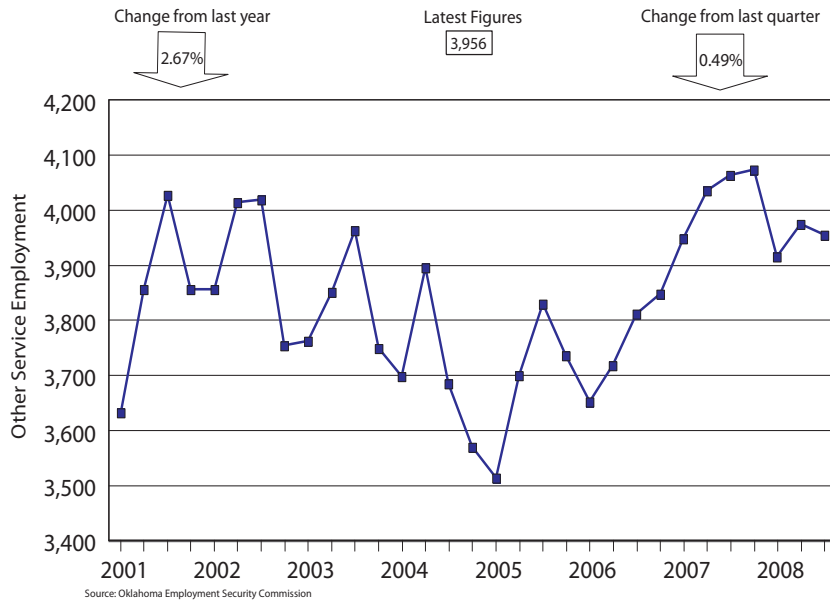


Chart 19: Total Accommodation and Food Service Employment (NAICS 72)



Total Accommodation and Food Service Employment was up 0.54% on the quarter for a total of 14,825 laborers employed.

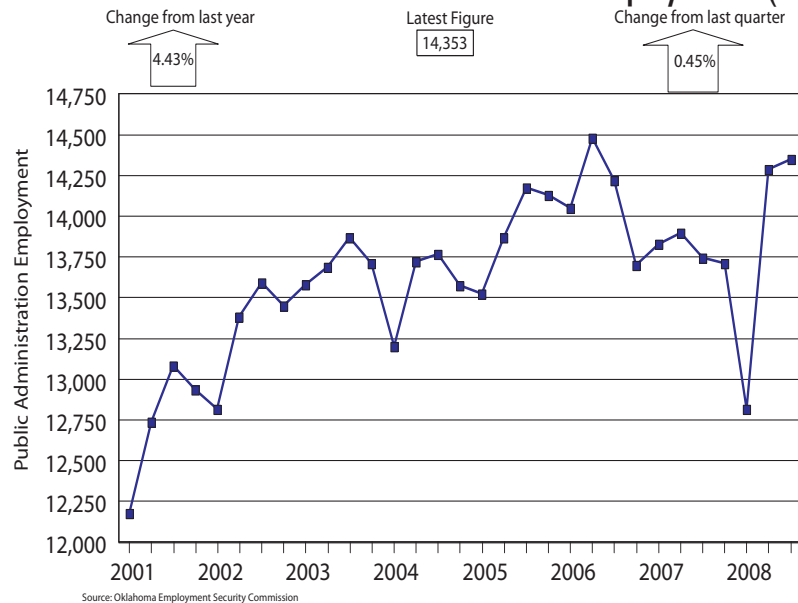
Chart 20: Total Other Service Employment (NAICS 81)



Total Other Service Employment was down 0.49% on the quarter for a total of 3,956 laborers employed. The sector's total employment was down 2.67% over the course of the past year.

Employment in the region's public administration sector rose by 0.45% between 2nd Qtr 2008 and 3rd Qtr 2008 and 4.43% between 3rd Qtr 2007 and 3rd Qtr 2008.

Chart 21: Total Public Administration Employment (NAICS 92)



All definitions of the NAICS codes in this section were obtained from the 2002 NAICS Codes and Titles, U.S. Census Bureau website.²

Agriculture Sector (NAICS 11):

The Agriculture sector of NAICS 11 as a whole is comprised of establishments primarily engaged in growing crops, raising animals, harvesting timber, and harvesting fish and other animals from a farm, ranch, or their natural habitats.

Mining Sector (NAICS 21):

The Mining sector is comprised of establishments that extract naturally occurring mineral solids, such as coal and ores; liquid minerals, such as crude petroleum; and gases, such as natural gas.

Utilities Sector (NAICS 22):

The Utilities sector is comprised of establishments engaged in the provision of the following utility services: electric power, natural gas, steam supply, water supply, and sewage removal.

Construction Sector (NAICS 23):

The Construction sector is composed of establishments primarily engaged in the construction of buildings or engineering projects (e.g., highways and utility systems).

Manufacturing Sector (NAICS 31-33):

The Manufacturing sector is comprised of establishments engaged in the mechanical, physical, or chemical transformation of materials, substances, or components into new products. The assembling of component parts of manufactured products is considered manufacturing, except in cases where the activity is appropriately classified in Sector 23, Construction.

Wholesale Trade Sector (NAICS 42):

The Wholesale Trade sector is comprised of establishments engaged in wholesaling merchandise, generally without transformation, and rendering services incidental to the sale of merchandise. The merchandise described in this sector includes the outputs of agriculture, mining, manufacturing, and certain information industries, such as publishing.

Retail Trade Sector (NAICS 44-45):

The Retail Trade sector is comprised of establishments engaged in retailing merchandise, generally without transformation, and rendering services incidental to the sale of merchandise.

Transportation and Warehousing Sector (NAICS 48-49):

The Transportation and Warehousing sector includes industries providing transportation of passengers and cargo, warehousing and storage for goods, scenic and sightseeing transportation, and support activities related to modes of transportation.

Information Sector (NAICS 51):

The Information sector is comprised of establishments engaged in the following processes: (a) producing and distributing information and cultural products, (b) providing the means to transmit or distribute these products as well as data or communications, and (c) processing data.

Finance and Insurance Sector (NAICS 52):

The Finance and Insurance sector is comprised of establishments primarily engaged in financial transactions (transactions involving the creation, liquidation, or change in ownership of financial assets) and/or in facilitating financial transactions.

Real Estate, Rental and Leasing Sector (NAICS 53):

The Real Estate, Rental and Leasing sector is comprised of establishments primarily engaged in renting, leasing, or otherwise allowing the use of tangible or intangible assets, and establishments providing related services.

Professional, Scientific and Technical Service Sector (NAICS 54):

The Professional, Scientific and Technical Service sector is comprised of establishments that specialize in performing professional, scientific, and technical activities for others.

Management of Company and Enterprise Sector (NAICS 55):

The Management of Company and Enterprise sector is comprised of (1) establishments that hold the securities of (or other equity interests in) companies and enterprises for the purpose of owning a controlling interest or influencing management decisions or (2) establishments (except government establishments) that administer, oversee, and manage establishments of the company or enterprise and that normally undertake the strategic or organizational planning and decision making role of the company or enterprise.

Administrative, Support, Waste Management and Remediation Service Sector (NAICS 56):

The Administrative, Support, Waste Management and Remediation Service sector is comprised of establishments performing routine support activities for the day-to-day operations of other organizations.

Educational Service Sector (NAICS 61):

The Educational Service sector is comprised of establishments that provide instruction and training in a wide variety of subjects. This instruction and training is provided by specialized establishments, such as schools, colleges, universities, and training centers. These establishments may be privately owned and operated for profit or not-for-profit, or they may be publicly owned and operated.

Health Care and Social Assistance Sector (NAICS 62):

The Health Care and Social Assistance sector is comprised of establishments providing health care and social assistance for individuals.

Arts, Entertainment and Recreation Sector (NAICS 71):

The Arts, Entertainment and Recreation sector includes a wide range of establishments that operate or provide services to meet varied cultural, entertainment and recreational interest of their patrons.

Accommodation and Food Service Sector (NAICS 72):

The Accommodation and Food Service sector is comprised of establishments providing customers with lodging and/or preparing meals, snacks and beverages for immediate consumption.

Other Service Sector (NAICS 81):

The Other Service (except Public Administration) sector is comprised of establishments engaged in providing services not specifically provided for elsewhere in the classification system.

Public Administration Sector (NAICS 92):
The Public Administration sector consists of establishments of federal, state, and local government agencies that administer, oversee and manage public programs and have executive, legislative or judicial authority over other institutions within a given area.

Reference:

¹Bureau of Labor Statistics, 'Employment and wages covered by employment insurance'. Chapter 5 http://www.bls.gov/opub/hom/homch5_d.htm

²All definitions of the NAICS codes were obtained from the following link, <http://www.census.gov/epcd/naics02/naicod02.htm>.