

By: Leia Moore



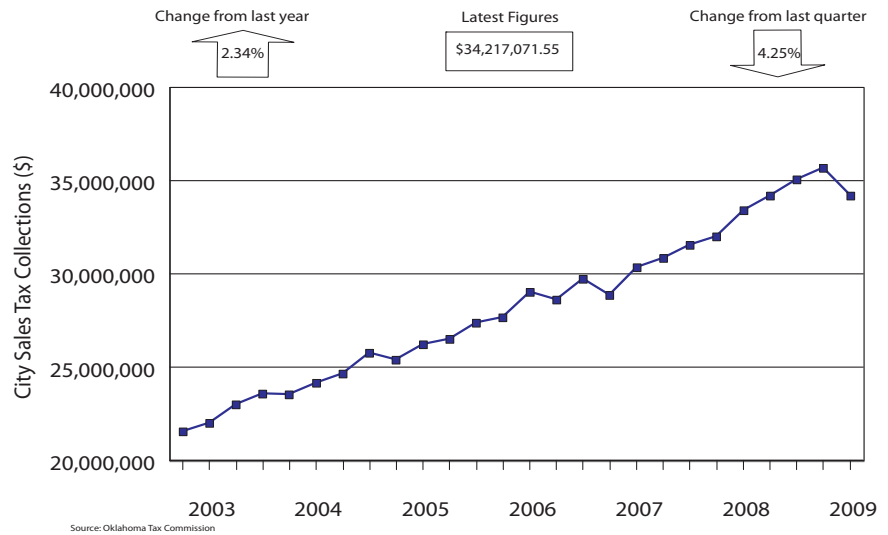
SOIC Regional Economic Indicators:

City Sales Tax Collections

Center for Economic & Business Development

Fifteen of the twenty five cities in the SOIC region contributed to the regional city sales tax collections increase in 1st Qtr 2009 from the previous year. City sales tax collections increased 2.34% (\$0.78 million) between 1st Qtr 2008 and 1st Qtr 2009. Of these cities, El Reno managed the greatest percentage gains with 16.27% (\$0.261 million), followed by Hobart with 9.89% (\$0.029 million), Waurika with 9.60% (\$0.009 million) and Burns Flat with 8.94% (\$0.005 million). Over the past quarter, regional city sales tax collections decreased 4.25% (\$1.52 million). Over the entire time period from 4th Qtr 2002 to 1st Qtr 2009, regional city sales tax collections stood at a combined \$0.736 billion in the SOIC region.

Chart 1: Total City Sales Tax Collections



May 2009

Dr. Marvin Hankins, Director
 100 Campus Drive
 Weatherford, OK 73096



Altus city sales tax collections were down 1.36% on the quarter for a total city sales tax collection of \$1,864,541.80.

Chart 2: Altus City Sales Tax Collections

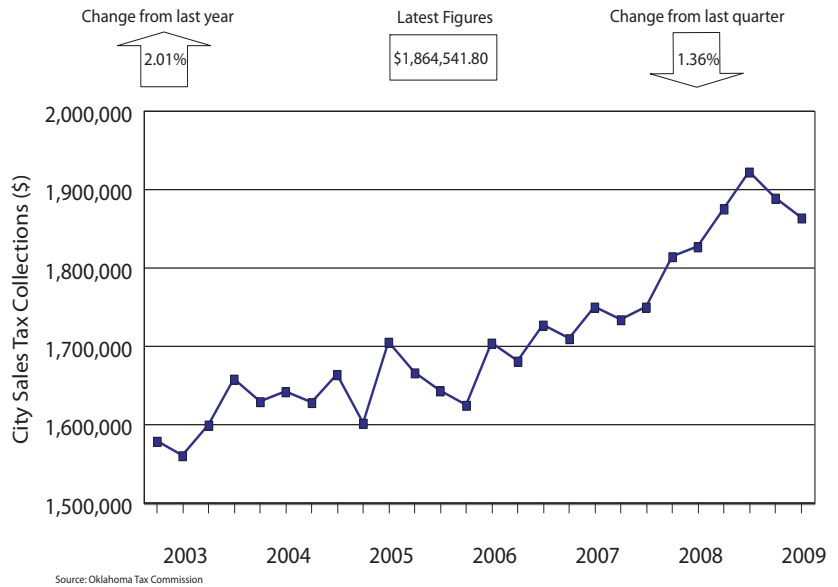
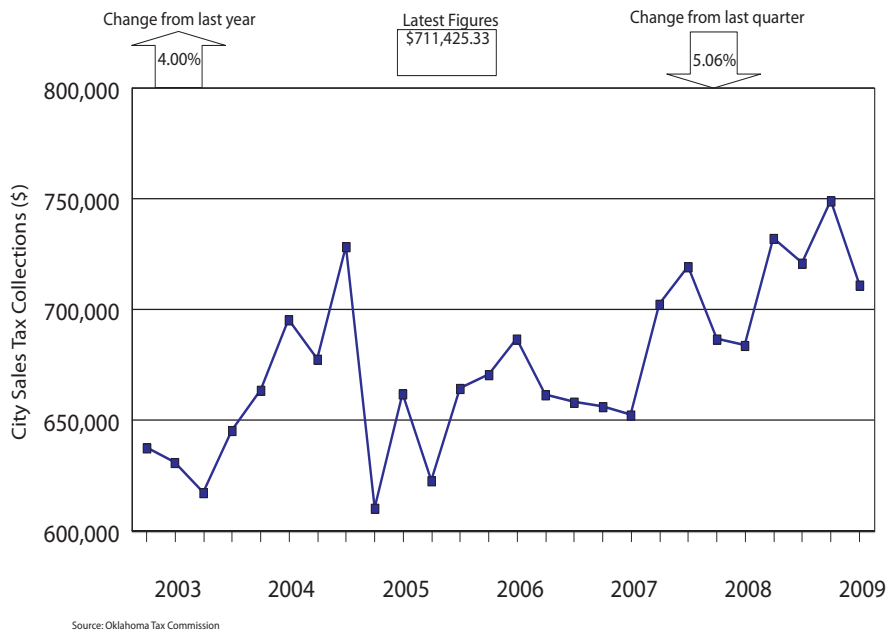
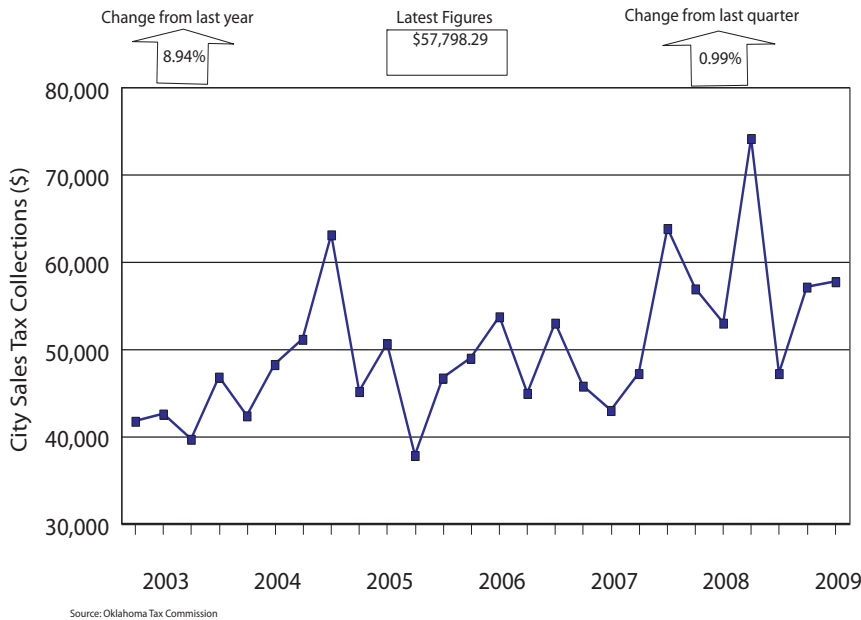


Chart 3: Anadarko City Sales Tax Collections



Anadarko city sales tax collections were down 5.06% between 4th Qtr 2008 and 1st Qtr 2009. Over the course of the past year, total city sales tax collections were up 4.00%.

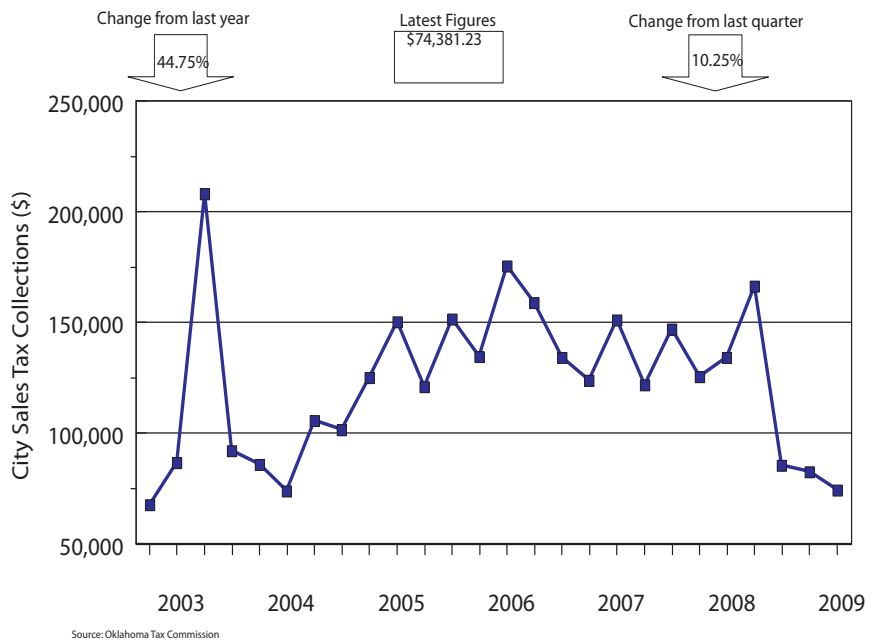
Chart 4: Burns Flat City Sales Tax Collections



City sales tax collections for Burns Flat rose 0.99% between 4th Qtr 2008 and 1st Qtr 2009 and 8.94% between 1st Qtr 2008 and 1st Qtr 2009.

Cheyenne city sales tax collections were down 10.25% on the quarter for a total city sales tax collection of \$74,381.23.

Chart 5: Cheyenne City Sales Tax Collections



Chickasha city sales tax collections fell 1.59% between 4th Qtr 2008 and 1st Qtr 2009 and rose 1.77% between 1st Qtr 2008 and 1st Qtr 2009.

Chart 6: Chickasha City Sales Tax Collections

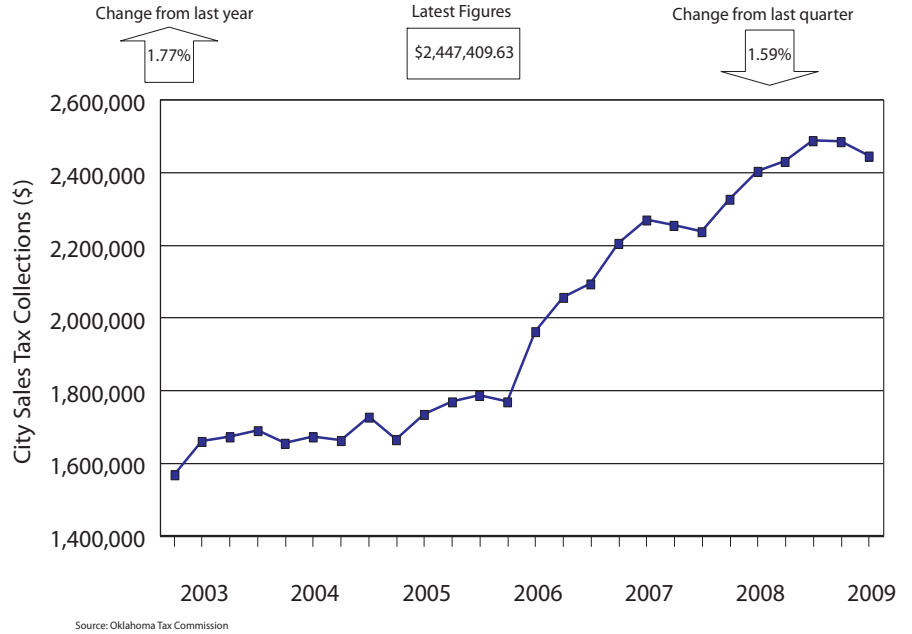
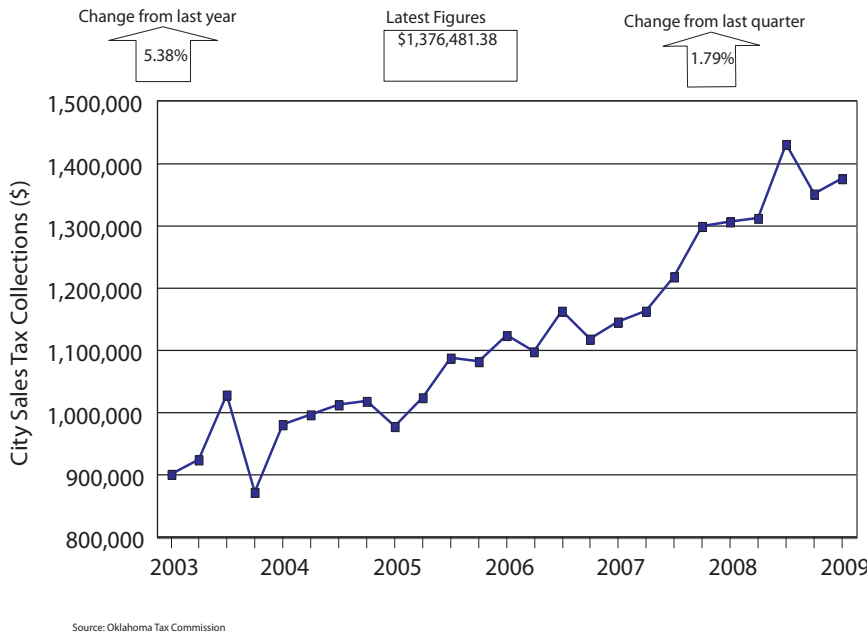


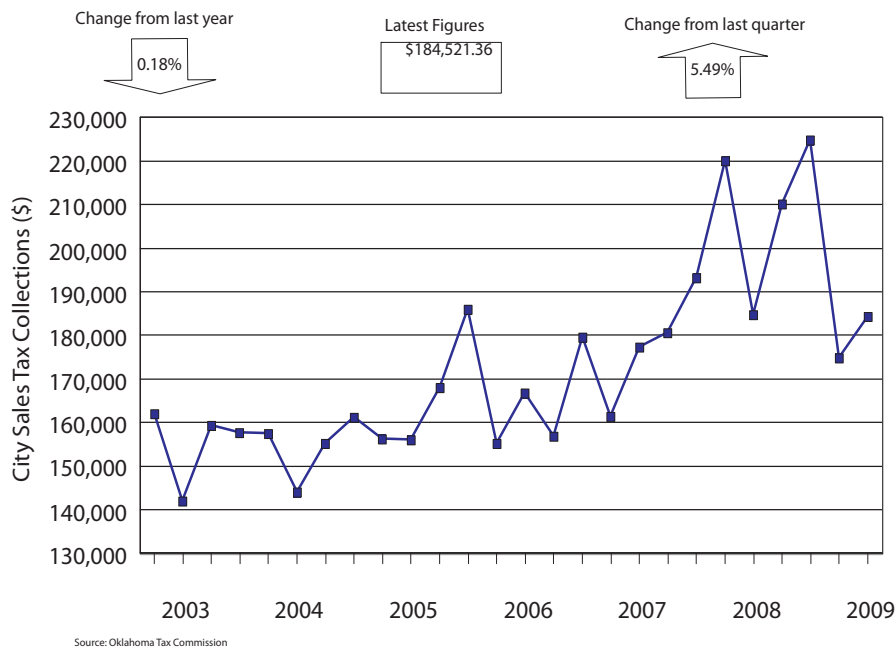
Chart 7: Clinton City Sales Tax Collections



Clinton city sales tax collections were up 1.79% from the previous quarter for a total of \$1,376,481.38 in city sales tax collections.

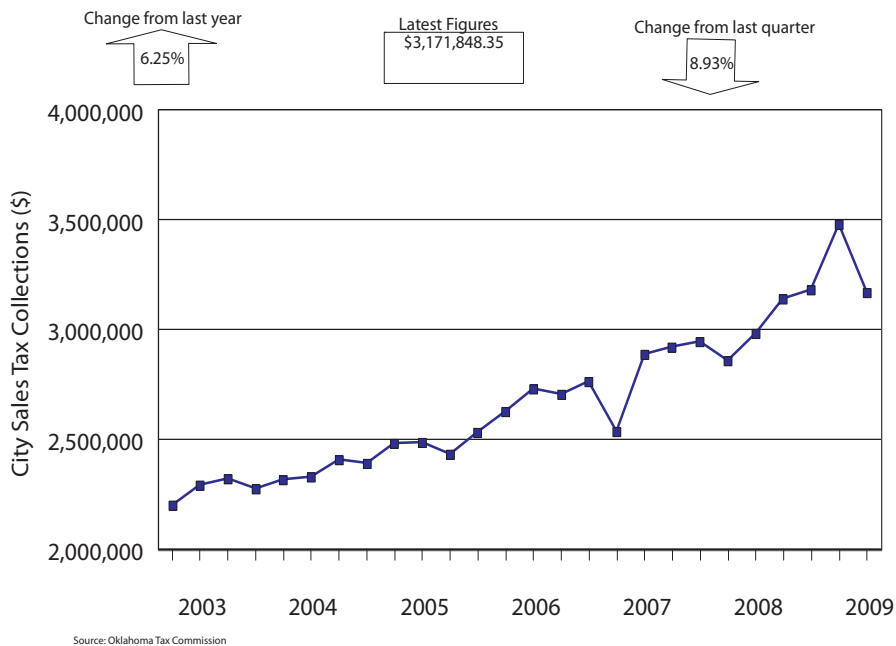
Chart 8: Cordell City Sales Tax Collections

City sales tax collections for Cordell rose 5.49% between 4th Qtr 2008 and 1st Qtr 2009.



Duncan city sales tax collections were down 8.93% from the previous quarter for a total city sales tax collection of \$3,171,848.35.

Chart 9: Duncan City Sales Tax Collections



El Reno city sales tax collections were down 3.20% from the previous quarter for a total city sales tax collection of \$1,868,915.38.

Chart 10: El Reno City Sales Tax Collections

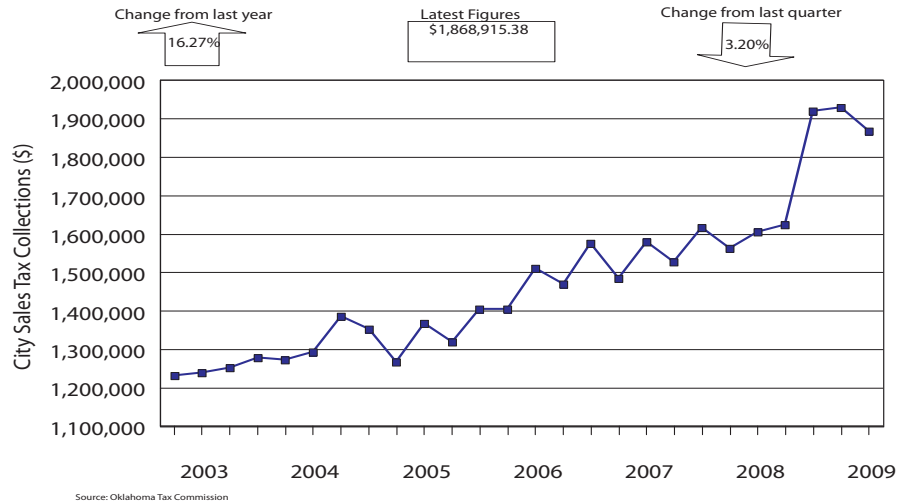
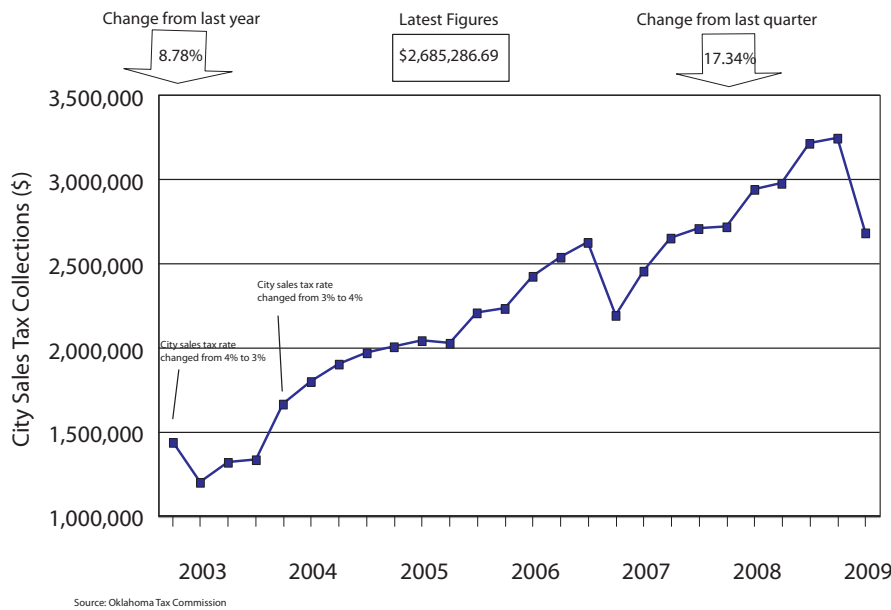
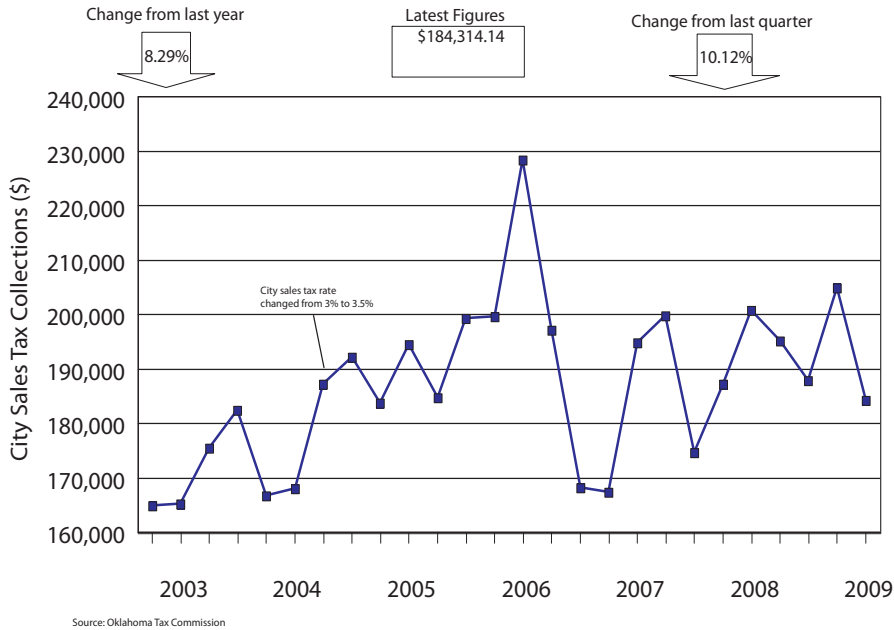


Chart 11: Elk City City Sales Tax Collections



Elk City city sales tax collections were down 17.34% on the quarter for a total city sales tax collection of \$2,685,286.69. In 4th Qtr 2002, Elk City's city sales tax rate dropped from 4% to 3%. During 4th Qtr 2003, the city sales tax rate increased to 4%.

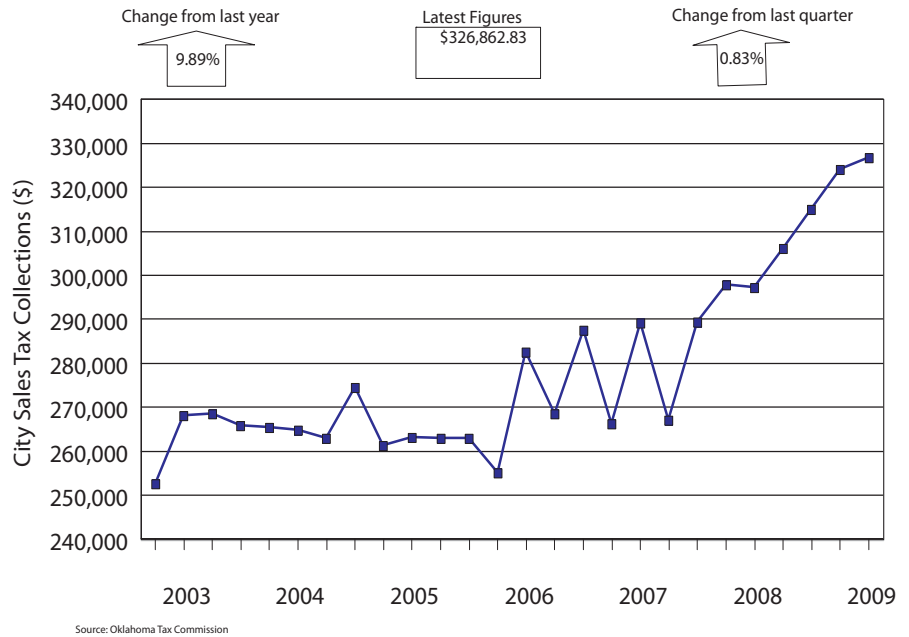
Chart 12: Frederick City Sales Tax Collections



City sales tax collections for Frederick fell 10.12% between 4th Qtr 2008 and 1st Qtr 2009. In 2nd Qtr 2004, Frederick's city sales tax rate increased from 3% to 3.5%.

Hobart city sales tax collections rose 0.83% between 4th Qtr 2008 and 1st Qtr 2009 and 9.89% between 1st Qtr 2008 and 1st Qtr 2009.

Chart 13: Hobart City Sales Tax Collections



Hollis city sales tax collections were down 4.85% on the quarter for a total city sales tax collection of \$56,016.90.

Chart 14: Hollis City Sales Tax Collections

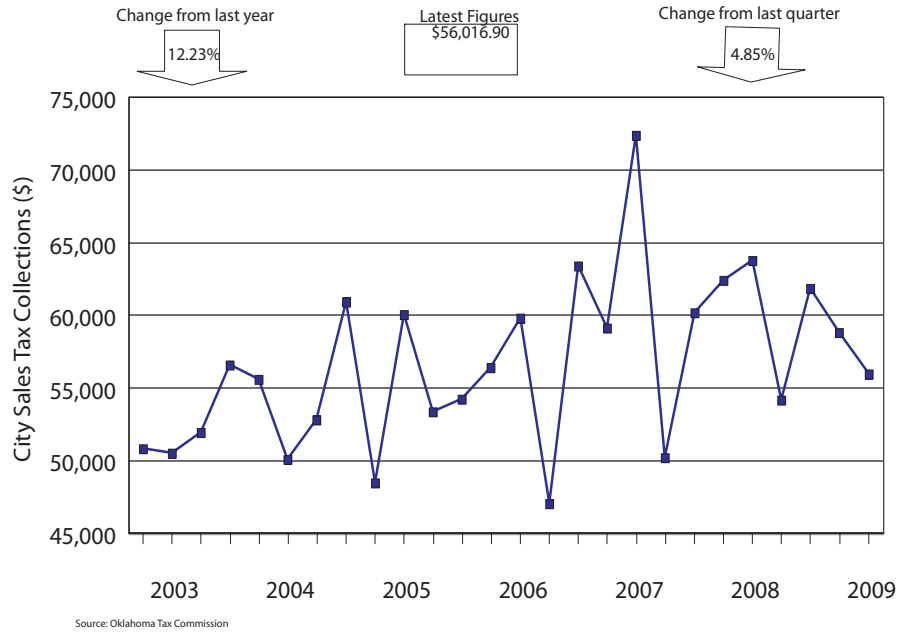
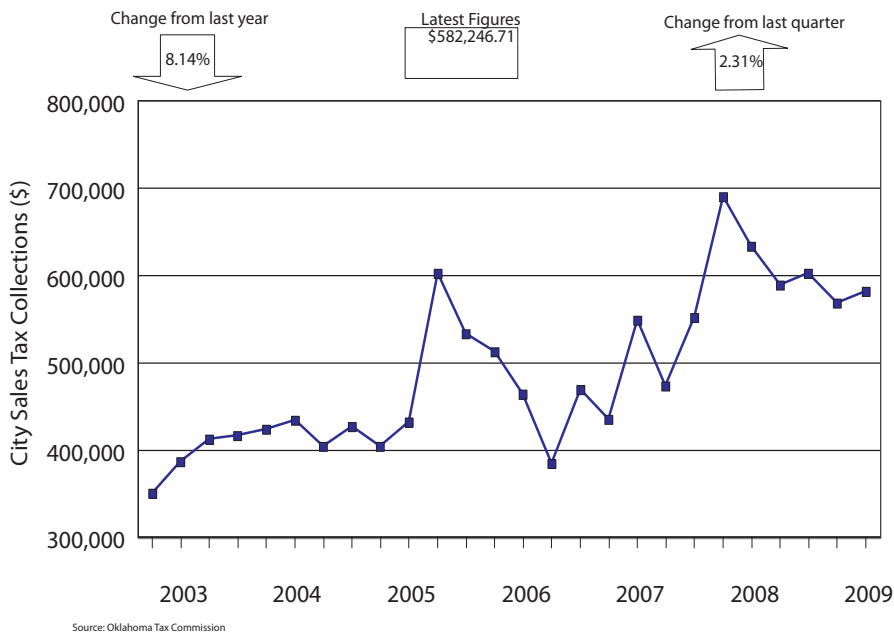
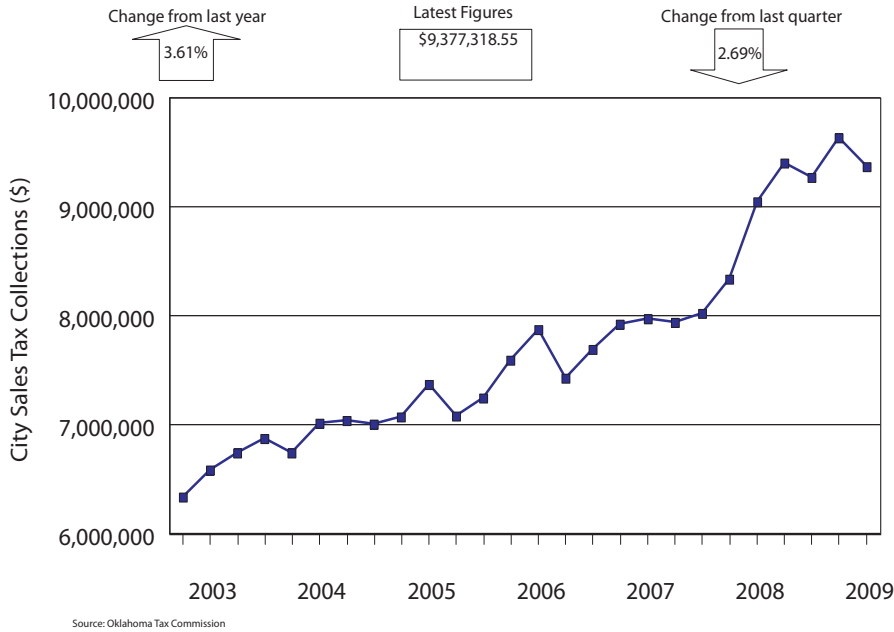


Chart 15: Kingfisher City Sales Tax Collections



Kingfisher city sales tax collections rose 2.31% between 4th Qtr 2008 and 1st Qtr 2009 and fell 8.14% between 1st Qtr 2008 and 1st Qtr 2009.

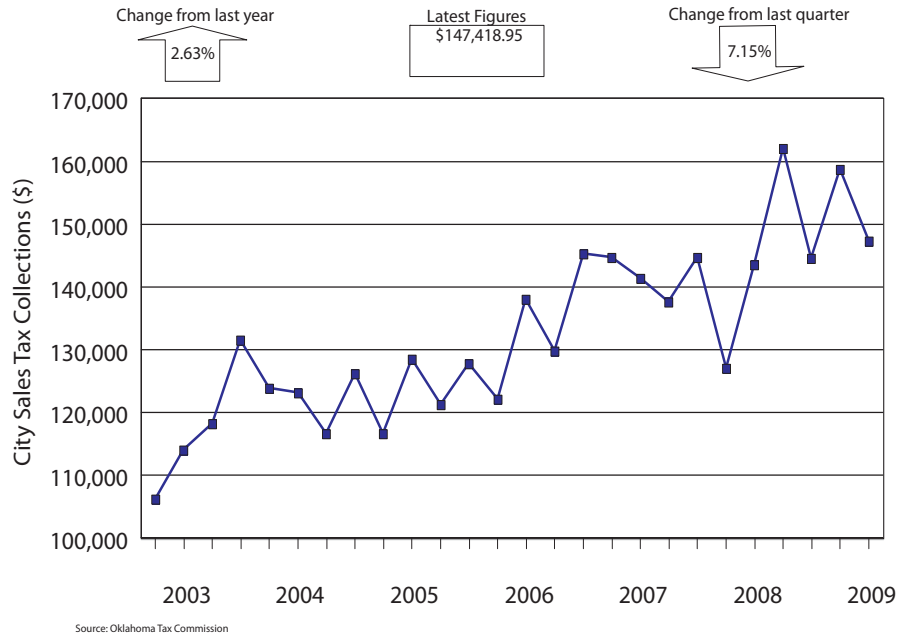
Chart 16: Lawton City Sales Tax Collections



Lawton city sales tax collections were down 2.69% from the previous quarter with total city sales tax collections of \$9,377,318.55.

City sales tax collections for Mangum fell 7.15% between 4th Qtr 2008 and 1st Qtr 2009 and rose 2.63% between 1st Qtr 2008 and 1st Qtr 2009.

Chart 17: Mangum City Sales Tax Collections



Mustang city sales tax collections were down 4.64% on the quarter for total city sales tax collections of \$1,802,742.26.

Chart 18: Mustang City Sales Tax Collections

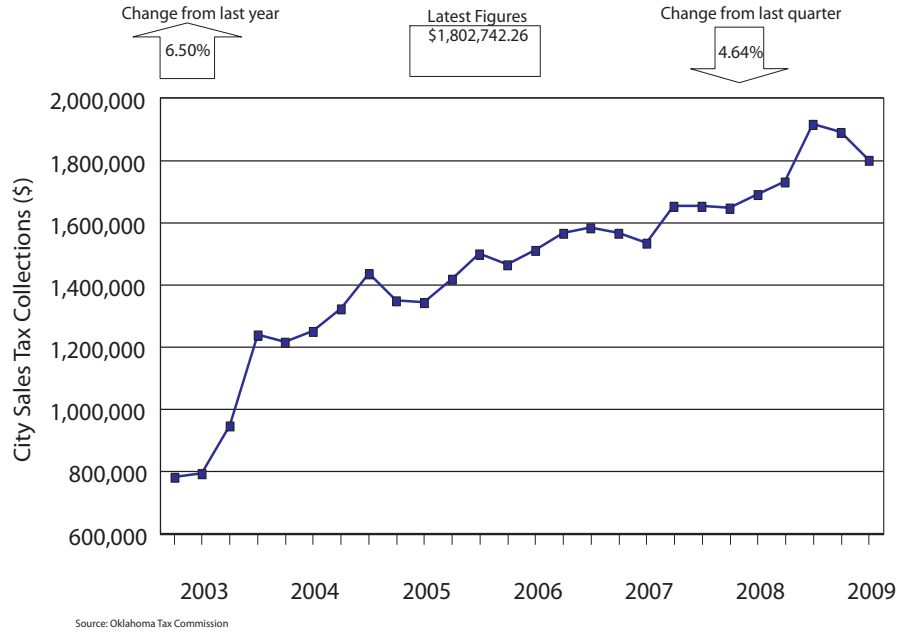
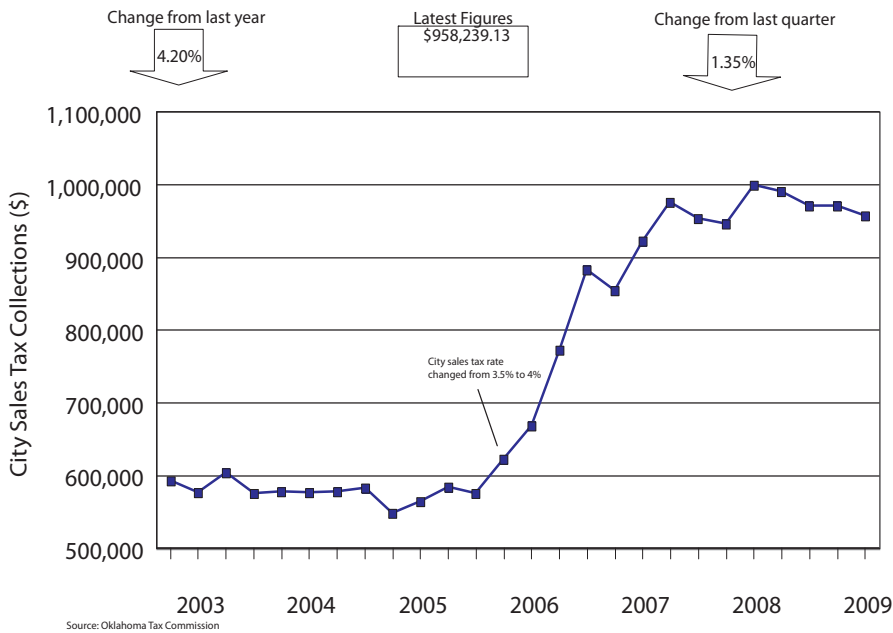


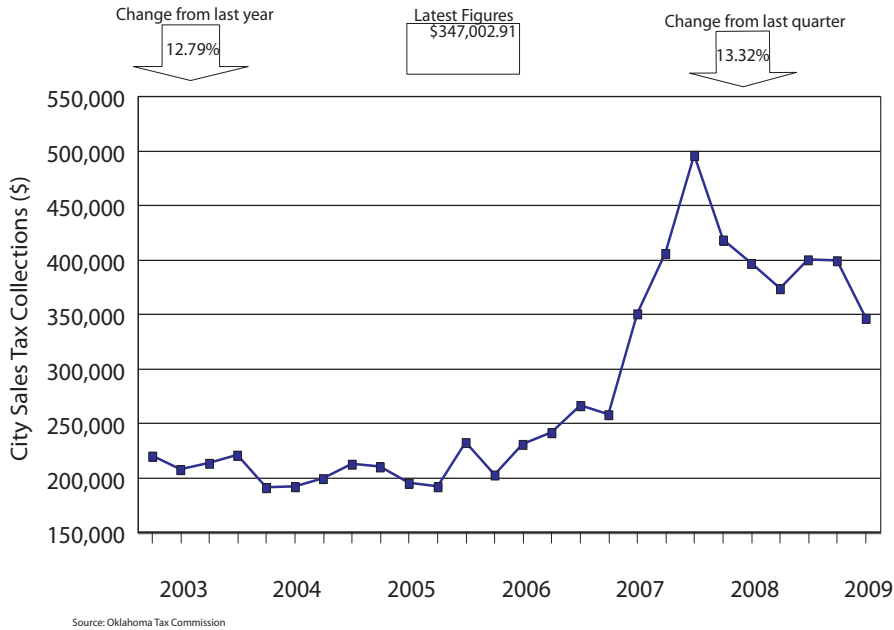
Chart 19: Purcell City Sales Tax Collections



Purcell city sales tax collections fell 1.35% between 4th Qtr 2008 and 1st Qtr 2009. In 2nd Qtr 2005, Purcell's city sales tax rate rose from 3.5% to 4%.

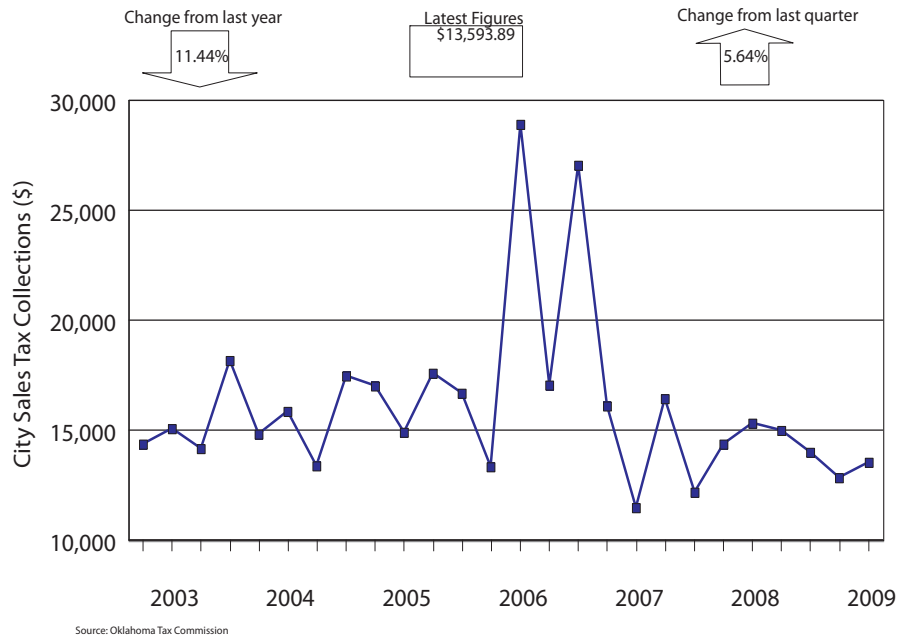
Chart 20: Sayre City Sales Tax Collections

City sales tax collections for Sayre fell 13.32% between 4th Qtr 2008 and 1st Qtr 2009 and 12.79% between 1st Qtr 2008 and 1st Qtr 2009.



Taloga city sales tax collections were up 5.64% on the quarter for total city sales tax collections of \$13,593.89.

Chart 21: Taloga City Sales Tax Collections



Walters city sales tax collections fell 2.95% between 4th Qtr 2008 and 1st Qtr 2009 and 11.18% between 1st Qtr 2008 and 1st Qtr 2009.

Chart 22: Walters City Sales Tax Collections

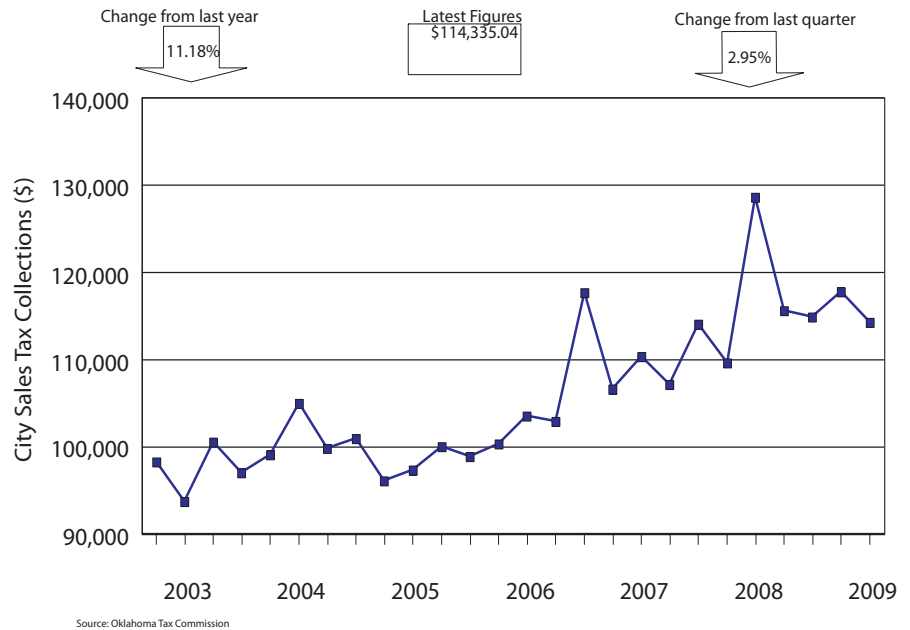
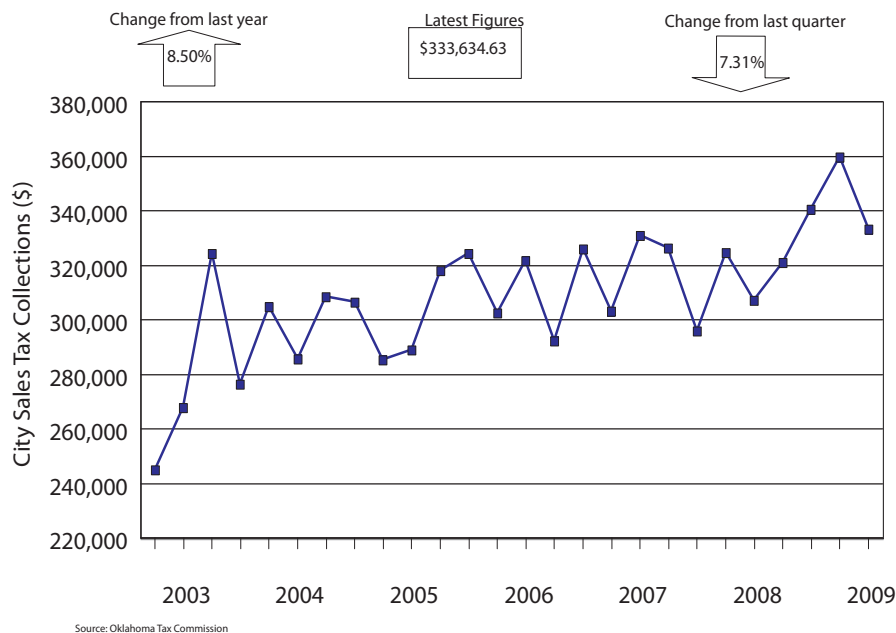


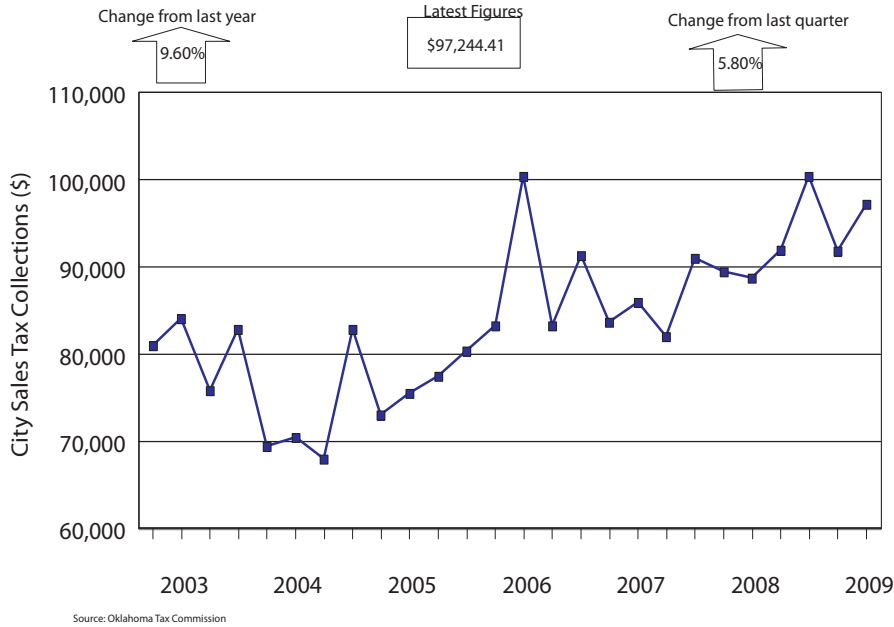
Chart 23: Watonga City Sales Tax Collections



Watonga city sales tax collections were down 7.31% from the previous quarter for total city sales tax collections of \$333,634.63. Over the course of the past year, city sales tax collections were up 8.50%.

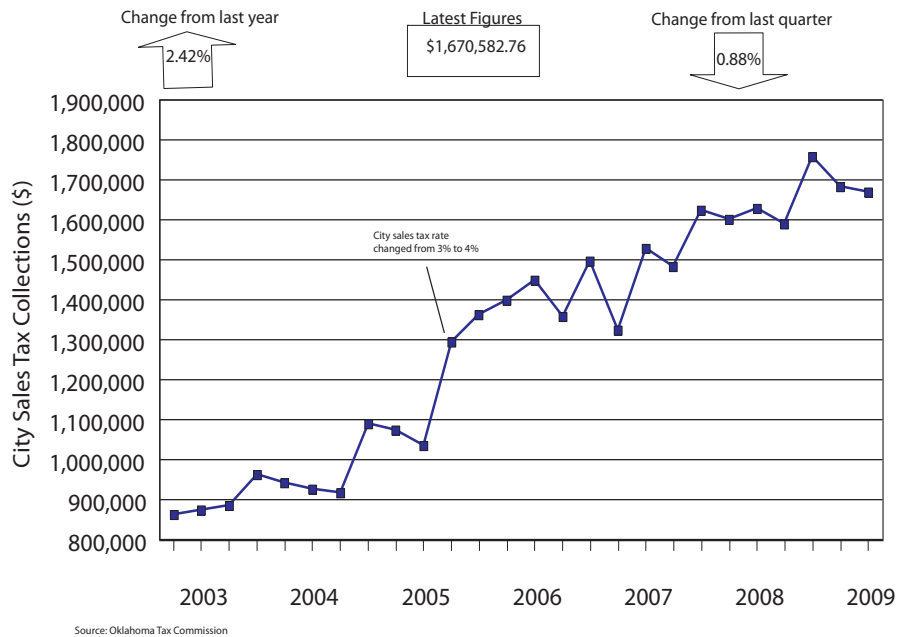
Chart 24: Waurika City Sales Tax Collections

Waurika city sales tax collections rose 5.80% between 4th Qtr 2008 and 1st Qtr 2009 and 9.60% between 1st Qtr 2008 and 1st Qtr 2009.



City sales tax collections for Weatherford fell 0.88% on the quarter for total city sales tax collections of \$1,670,582.76. In 1st Qtr 2005, Weatherford's city sales tax rate rose from 3% to 4%.

Chart 25: Weatherford City Sales Tax Collections



Yukon city sales tax collections were down 0.94% between 4th Qtr 2008 and 1st Qtr 2009 and up 3.08% between 1st Qtr 2008 and 1st Qtr 2009. In 3rd Qtr 2004, Yukon's city sales tax rate rose from 2.75% to 3.75%.

Chart 26: Yukon City Sales Tax Collections

