

SOIC Regional Economic Indicators: *Total Wages*

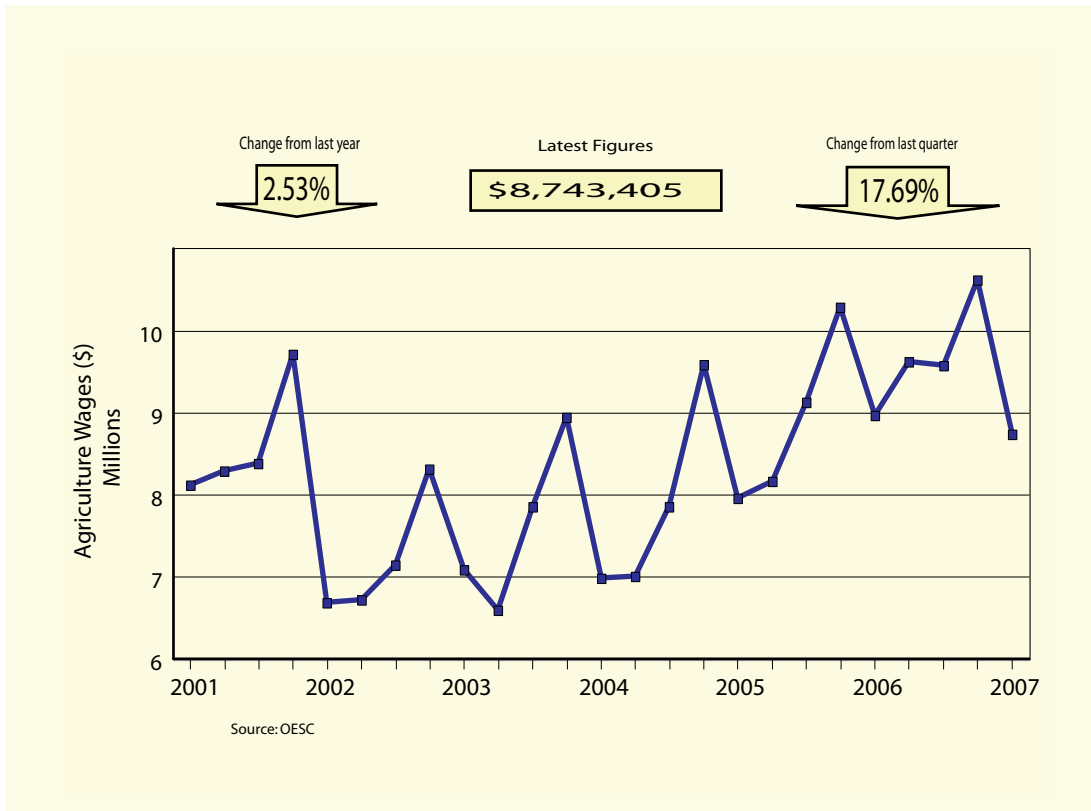
By: Fui Phang, Leia Moore and Lisa Rockett

November 2007

Total regional wages increased 7.34% (\$83.71 million) in 1st Qtr 2007 from the previous year. Sixteen of the twenty business sectors contributed to the total wages increase in the SOIC region, where the Transportation and Warehousing sector (33.16% or \$16.45 million) managed the greatest percentage gain in total wages, followed by the Arts, Entertainment, and Recreation sector (27.26% or \$3.52 million), the Professional, Scientific, and Technical Service sector (15.58% or \$4.41 million), and the Other Services sector (14.59% or \$2.53 million).

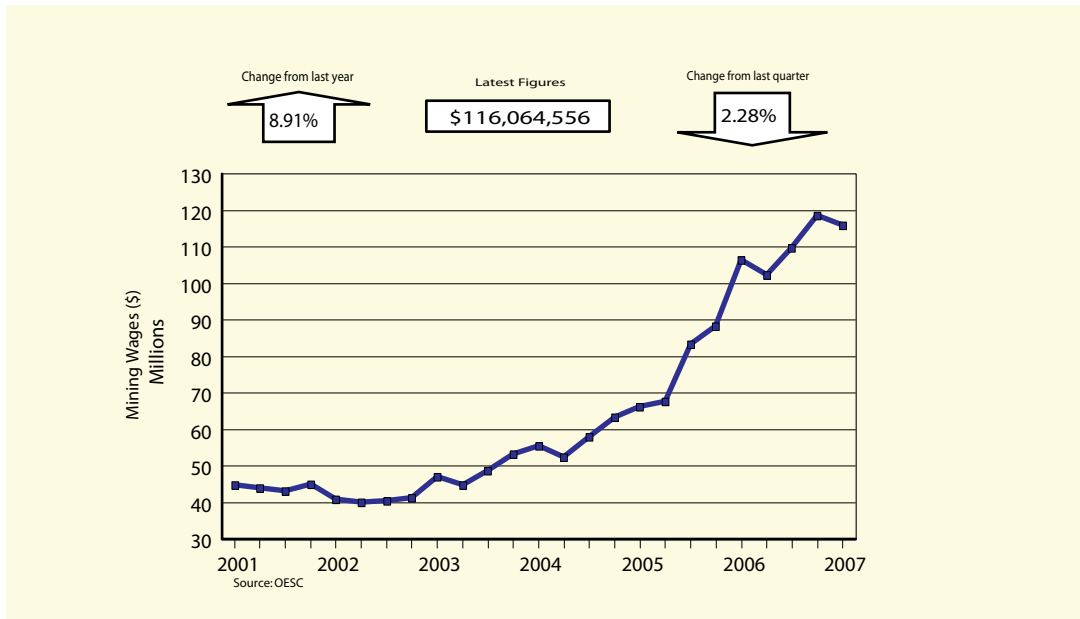
To preserve the anonymity of establishments, the Bureau of Labor Statistics withholds publication of data for any geographic industry level in which there are fewer than 3 firms or in which the employment of a single firm accounts for over 80% of the industry. Because the CEBD is reporting the information over a 20 county region rather than individual counties, the SOIC region will include the nondisclosable data beginning in 1st Qtr 2006. However, sectors 51 and 55 have gone back and are now reporting the nondisclosed data beginning in 1st Qtr 2002. It is important to remember that these totals cannot be used to reveal the suppressed data.

Chart 1: Total Agriculture Wages (NAICS 11)



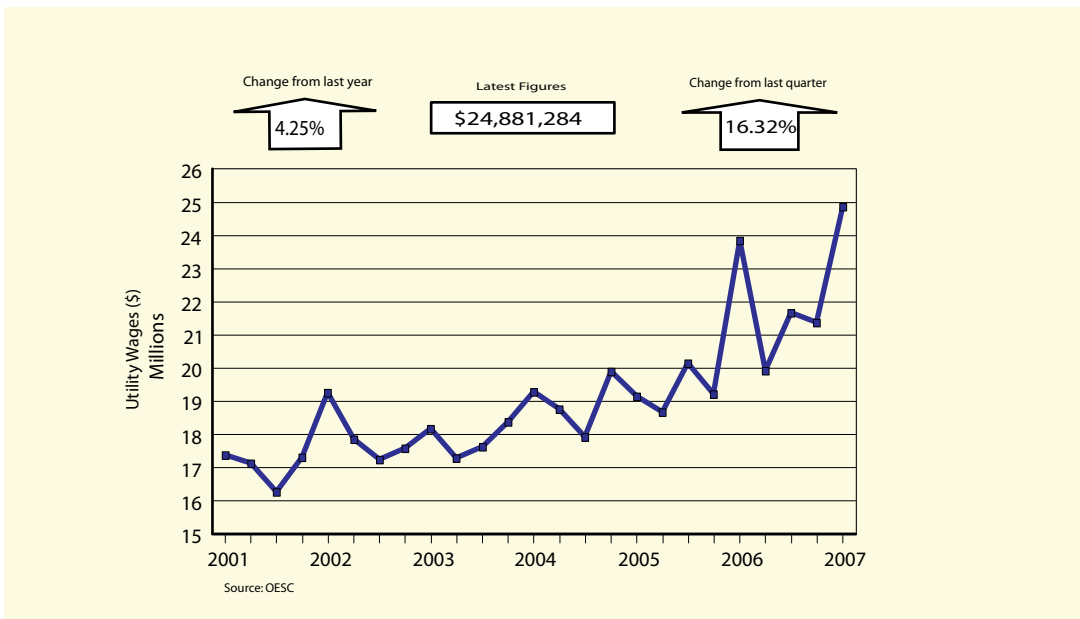
Total Agriculture Wages is down 17.69% on the quarter for a total of \$8,743,405 in wages.

Chart 2: Total Mining Wages (NAICS 21)



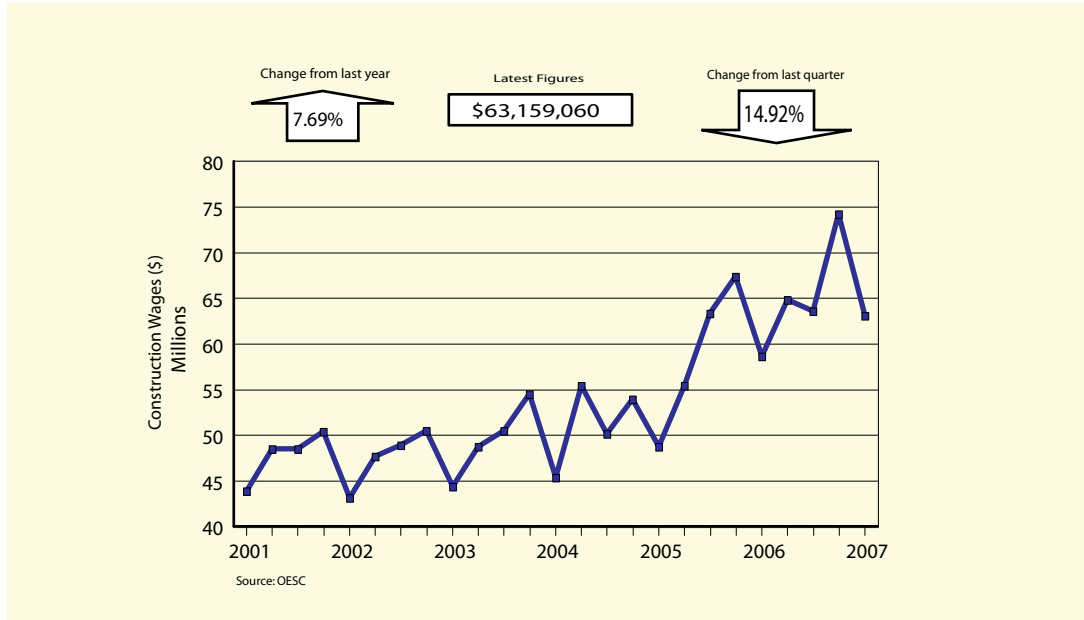
Total Mining Wages is down 2.28% on the quarter for a total of \$116,064,556 in wages.

Chart 3: Total Utilities Wages (NAICS 22)



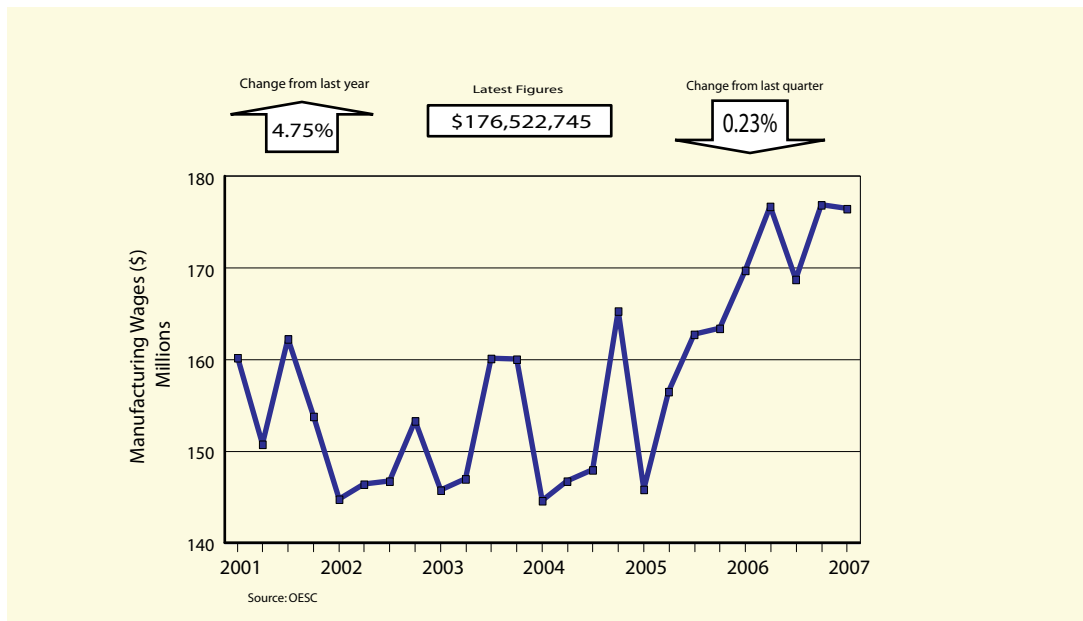
Total Utility Wages rose 16.32% between 4th Qtr 2006 and 1st Qtr 2007.

Chart 4: Total Construction Wages (NAICS 23)



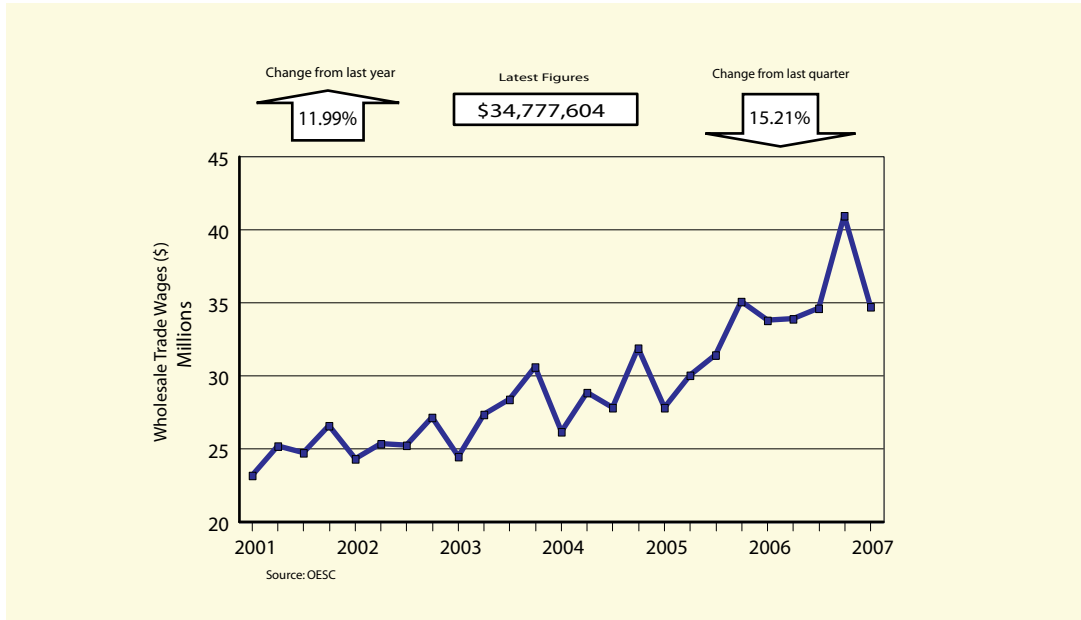
Total wages in the region's construction sector fell by \$11,076,273 or 14.92% between 4th Qtr 2006 and 1st Qtr 2007.

Chart 5: Total Manufacturing Wages (NAICS 31- 33)



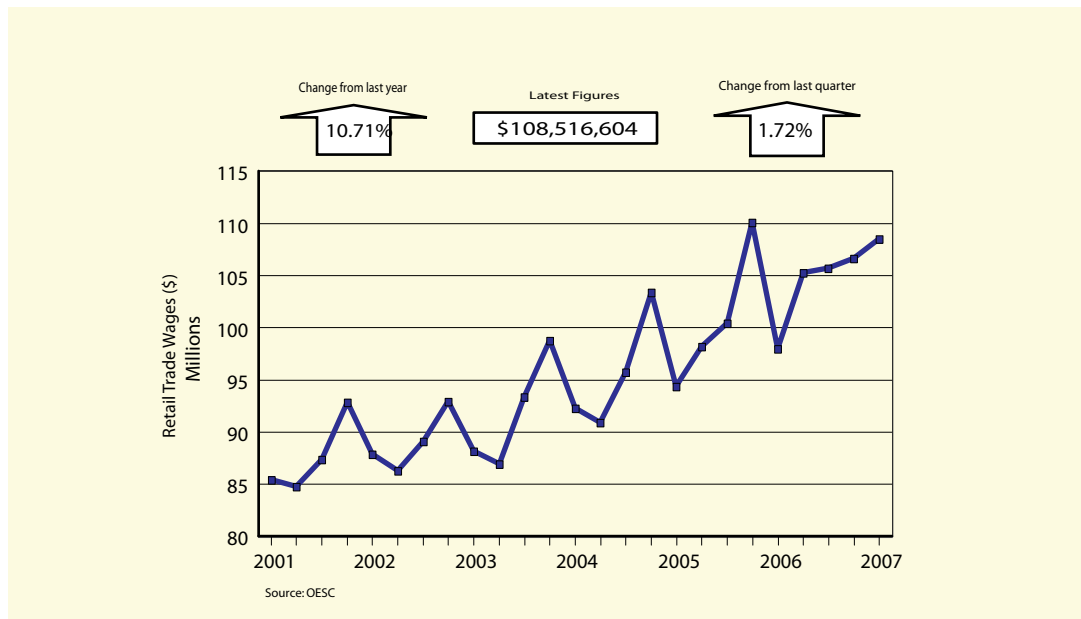
Total Manufacturing Wages fell by \$409,941 or 0.23% between 4th Qtr 2006 and 1st Qtr 2007.

Chart 6: Total Wholesale Trade Wages (NAICS 42)



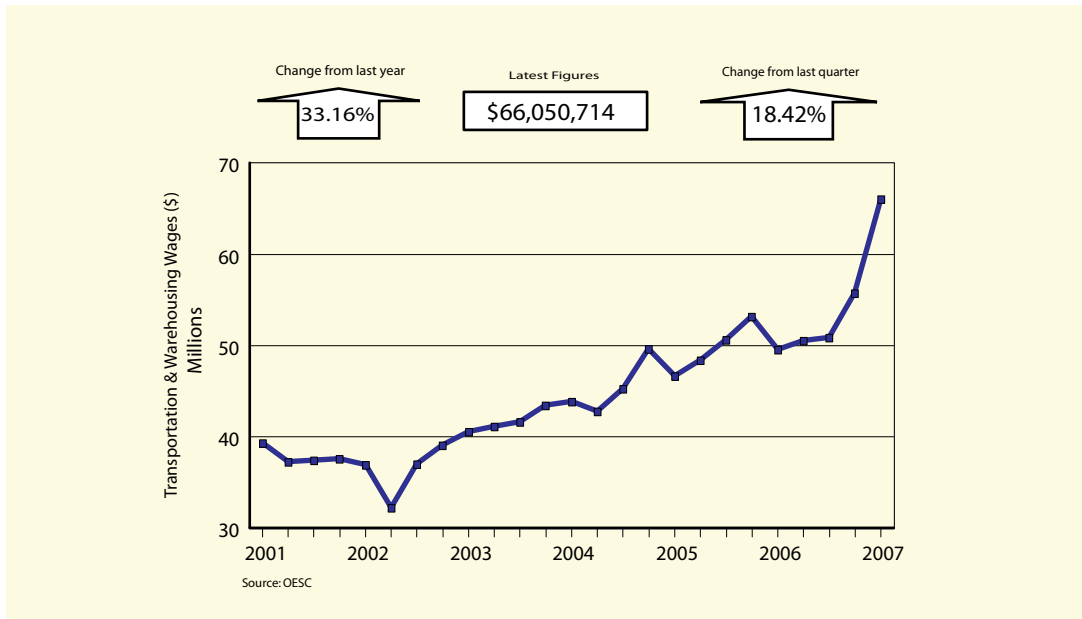
Total Wholesale Trade Wages is down 15.21% on the quarter for a total of \$34,777,604 in wages.

Chart 7: Total Retail Trade Wages (NAICS 44- 45)



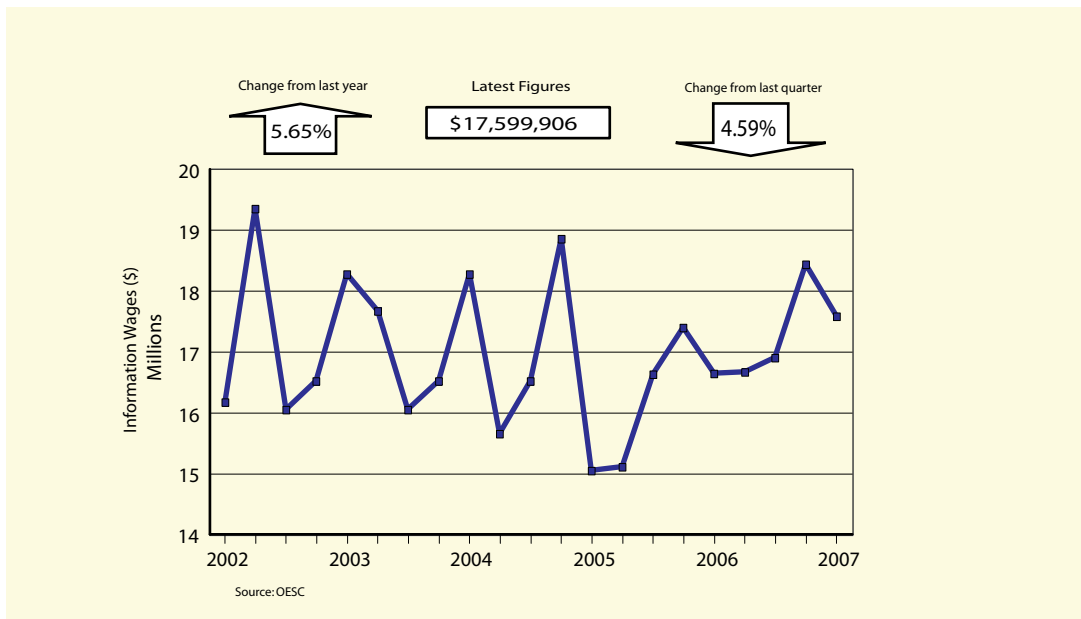
Total wages in the region's retail trade sector rose by \$1,833,028 or 1.72% between 4th 2006 and 1st Qtr 2007.

Chart 8: Total Transportation & Warehousing Wages (NAICS 48-49)



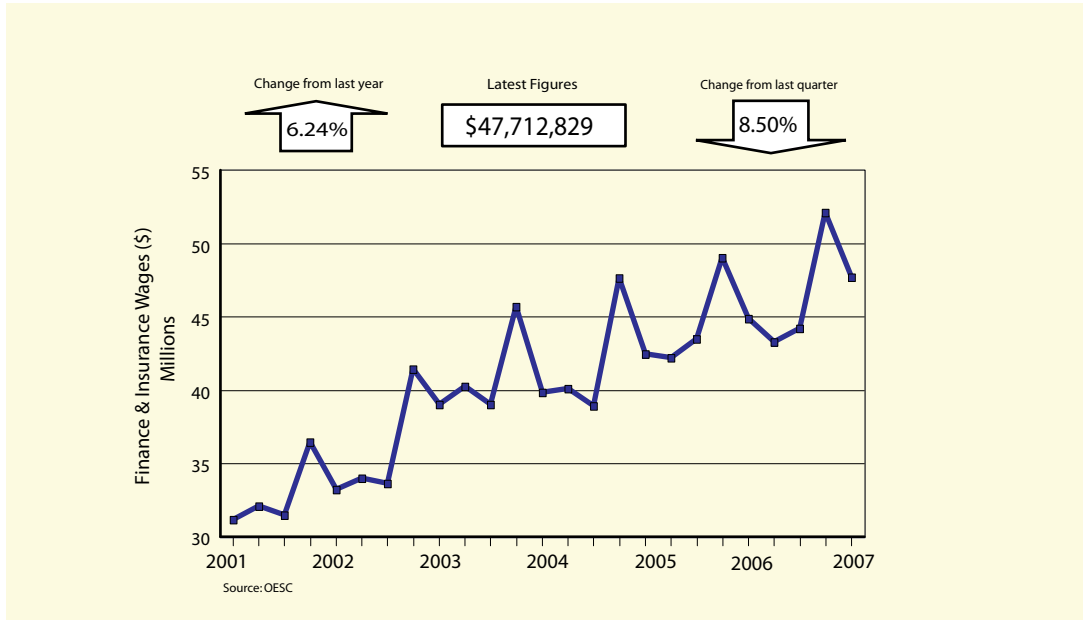
Total Transportation and Warehousing Wages is up 18.42% on the quarter for a total of \$66,050,714 in wages.

Chart 9: Total Information Wages (NAICS 51)



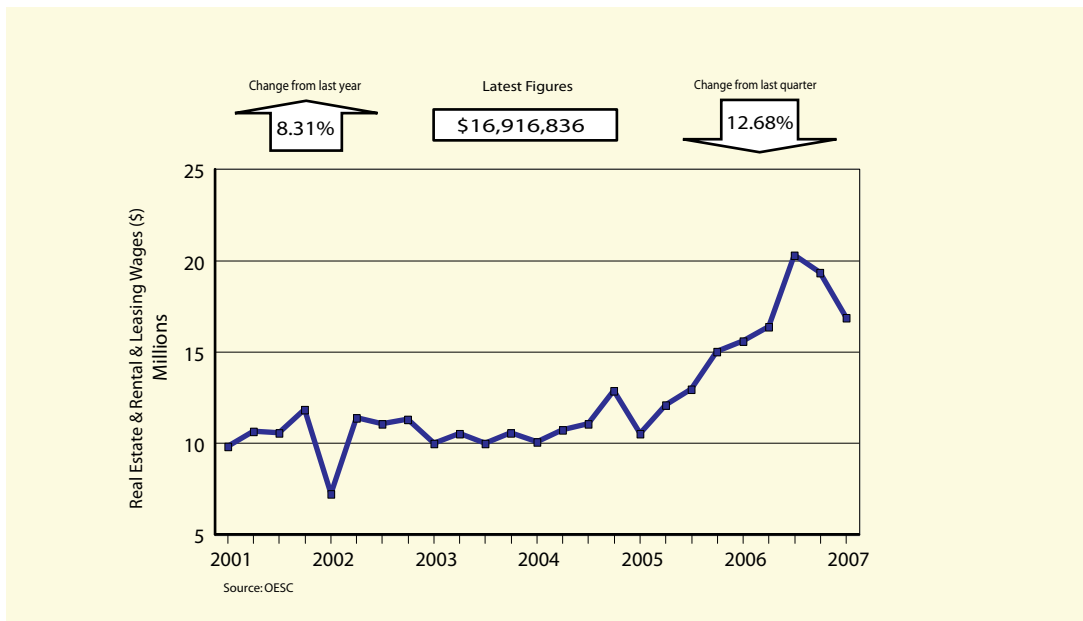
Total wages in the region's information sector fell by 4.59% between 4th Qtr 2006 and 1st Qtr 2007.

Chart 10: Total Finance & Insurance Wages (NAICS 52)



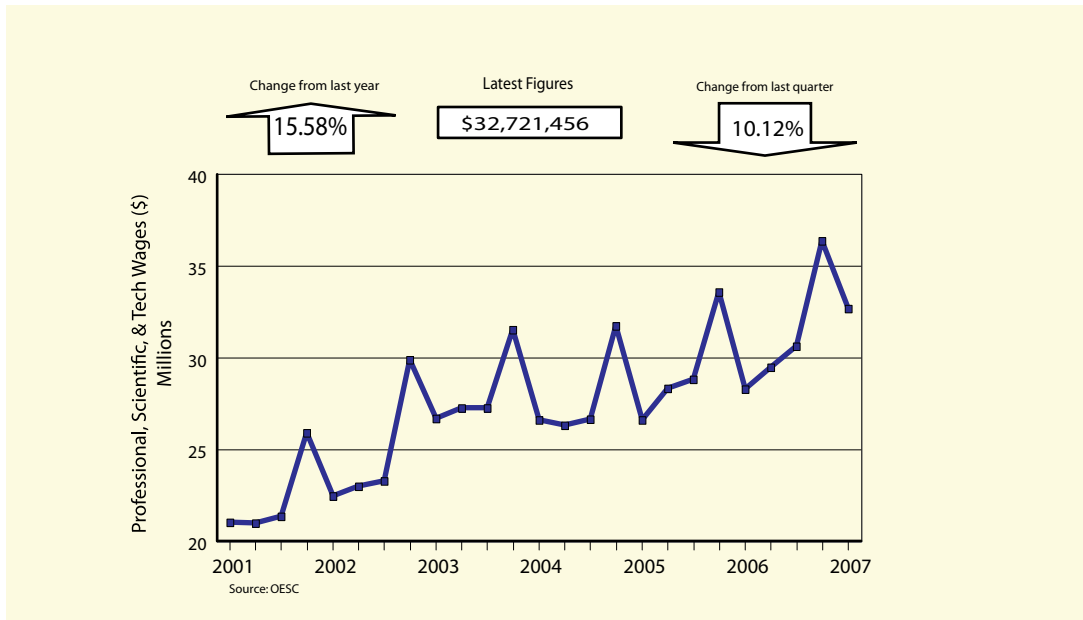
Total Finance and Insurance Wages is down 8.50% on the quarter for a total of \$47,712,829 in wages.

Chart 11: Total Real Estate, Rental & Leasing Wages (NAICS 53)



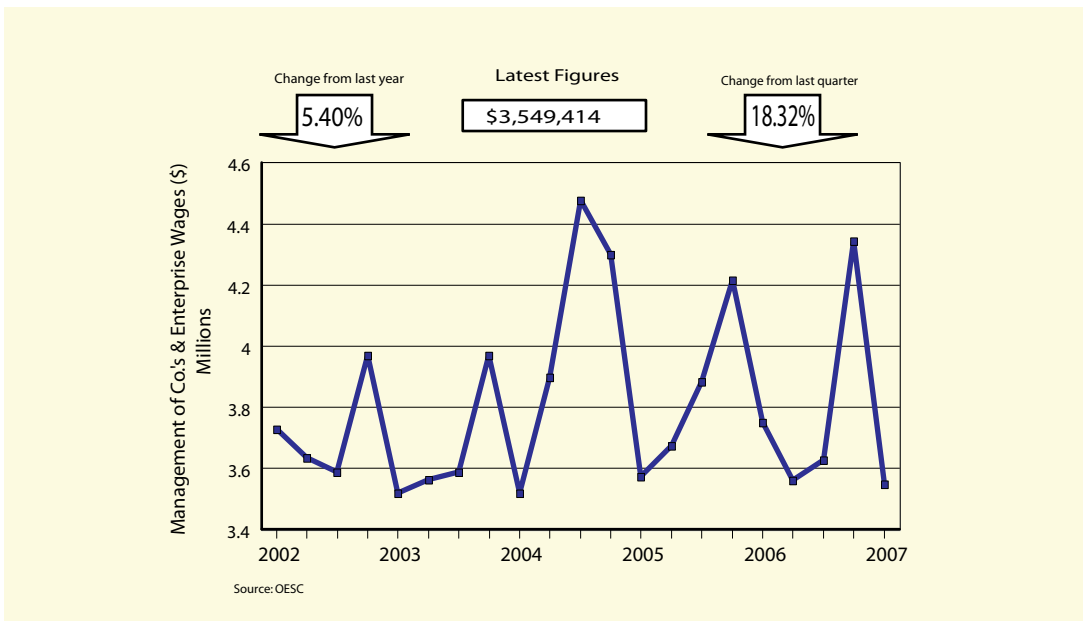
Total Real Estate and Rental and Leasing Wages is down 12.68% on the quarter for a total of \$16,916,836 in wages.

Chart 12: Total Professional, Scientific, & Technical Wages (NAICS 54)



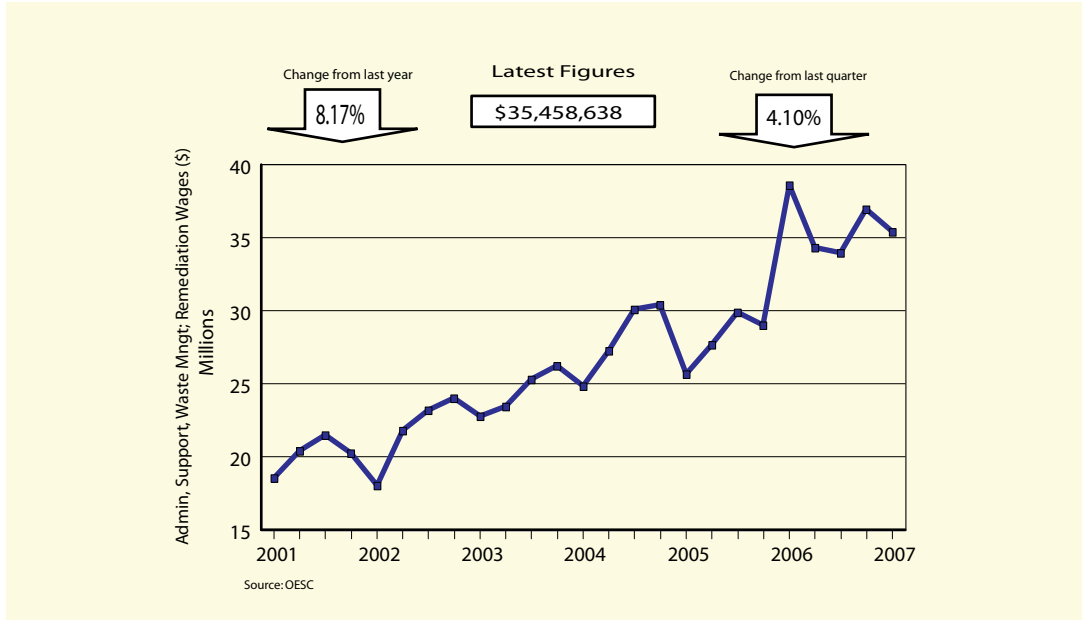
Total Professional, Scientific, and Technical Service Wages is down 10.12% on the quarter for a total of \$32,721,456 in wages.

Chart 13: Total Management of Company & Enterprise Wages (NAICS 55)



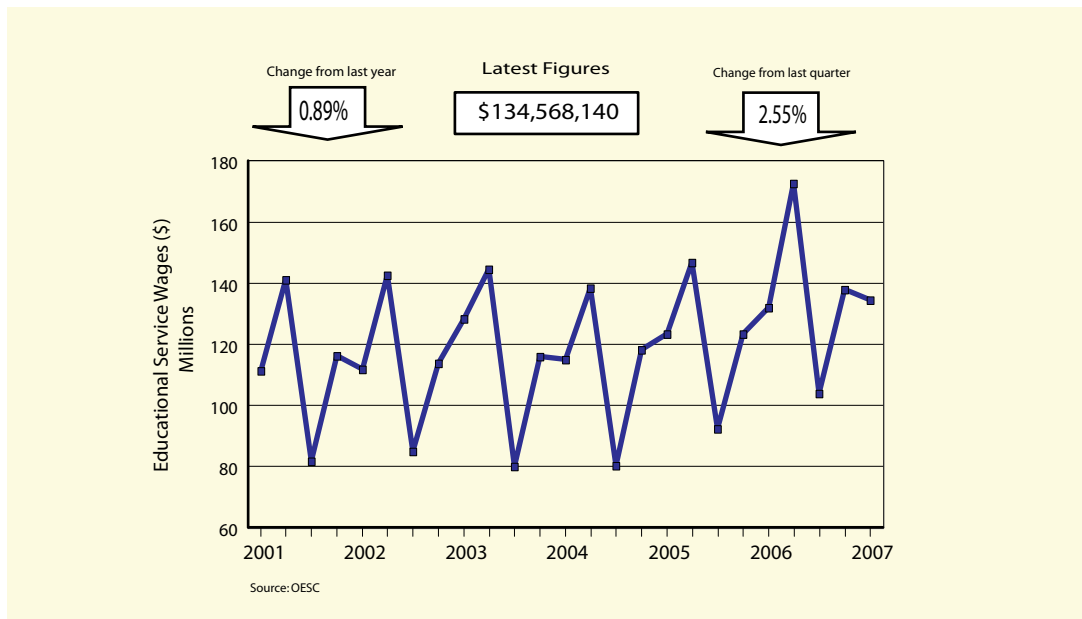
Total Management of Company and Enterprise Wages is down 18.32% on the quarter for a total of \$3,549,414 in wages.

Chart 14: Total Administrative, Support, Waste Management & Remediation Service Wages (NAICS 56)



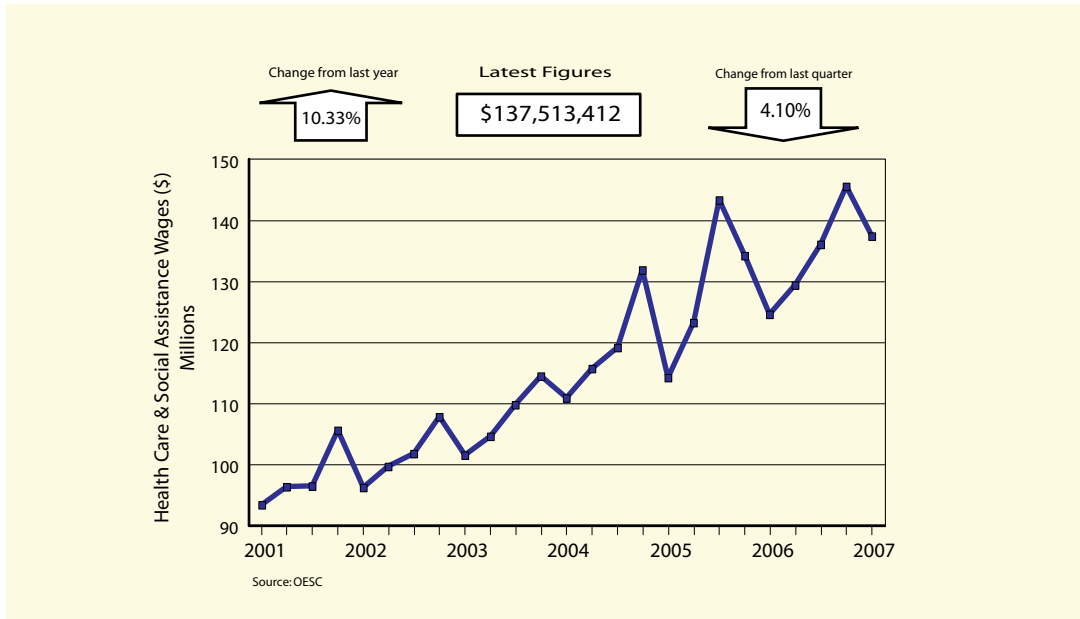
Total Administrative, Support, Waste Management, and Remediation Service Wages fell 4.10% between 4th Qtr 2006 and 1st Qtr 2007.

Chart 15: Total Education Service Wages (NAICS 61)



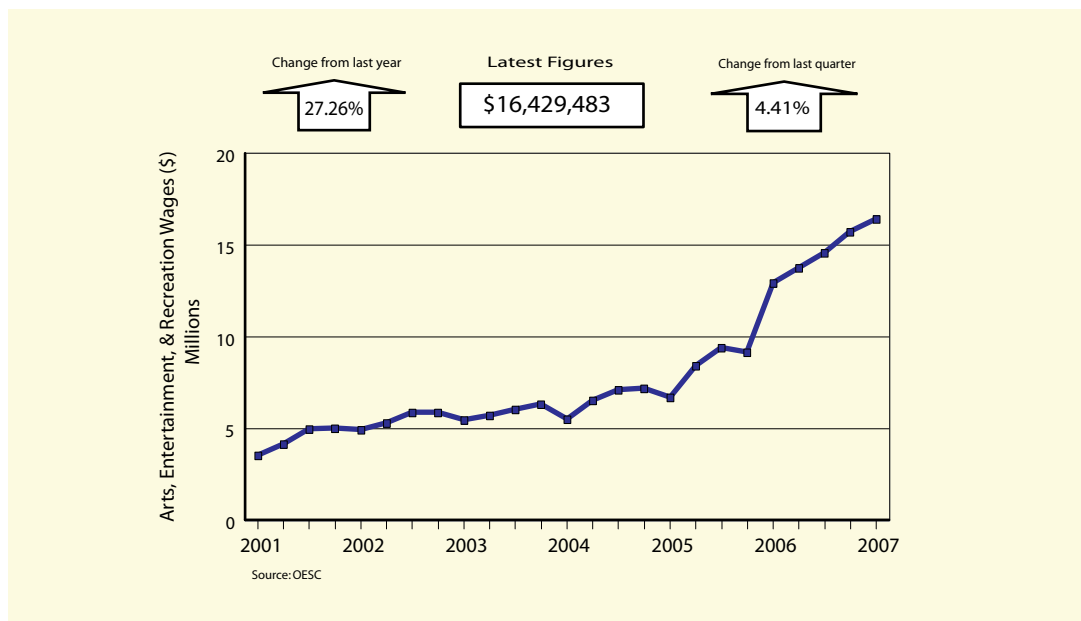
Total wages in the region's educational service sector fell by \$3,517,511 or 2.55% between 4th Qtr 2006 and 1st Qtr 2007.

Chart 16: Total Health Care & Social Assistance Wages (NAICS 62)



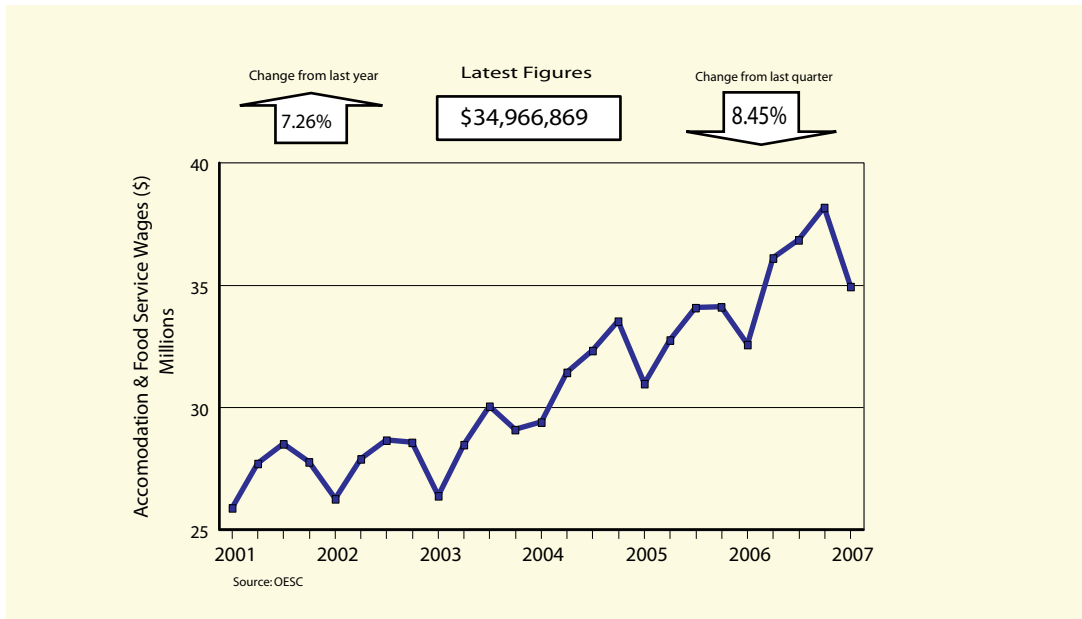
Total Health Care and Social Assistance Wages is down 5.58% on the quarter for a total of \$137,513,412 in wages.

Chart 17: Total Arts, Entertainment, & Recreation Wages (NAICS 71)



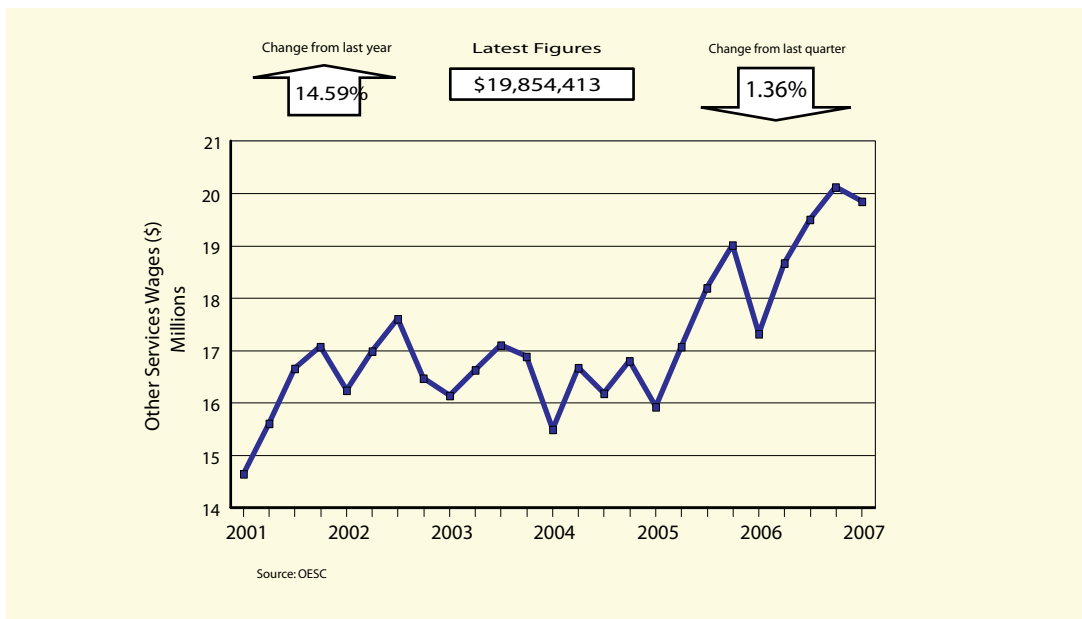
Total Arts, Entertainment, and Recreation Wages rose 4.41% between 4th Qtr 2006 and 1st Qtr 2007.

Chart 18: Total Accommodation & Food Service Wages (NAICS 72)



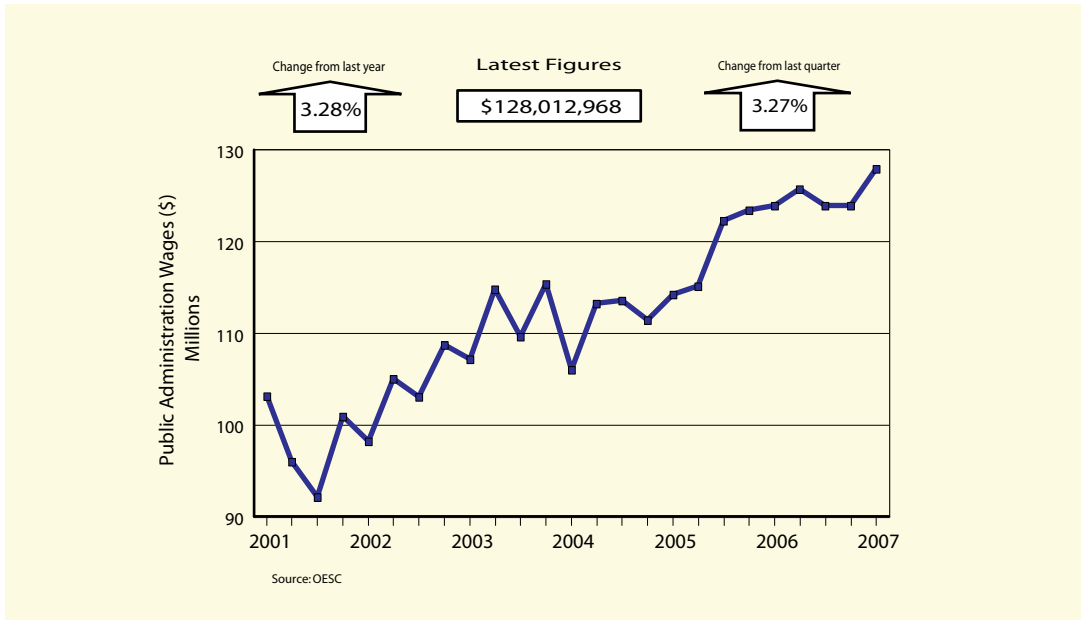
Total Accommodation and Food Service Wages decreased in 1st Qtr 2007 by 8.45%.

Chart 19: Total Other Service Wages (NAICS 81)



Total Other Services Wages is down 1.36% on the quarter for a total of \$19,854,413 in wages.

Chart 20: Total Public Administration Wages (NAICS 92)



Total Public Administration Wages increased by 3.27% in 1st Qtr 2007.

All definitions of NAICS codes in this section were obtained from the 2002 NAICS Codes and Titles, U.S. Census Bureau website.²

Total Agriculture Employment (NAICS 11):

The sector of NAICS 11 as a whole comprises establishments primarily engaged in growing crops, raising animals, harvesting timber, and harvesting fish and other animals from a farm, ranch, or their natural habitats.

Total Mining Employment (NAICS 21):

The Mining sector comprises establishments that extract naturally occurring mineral solids, such as coal and ores; liquid minerals, such as crude petroleum; and gases, such as natural gas.

Total Utilities Employment (NAICS 22):

The Utilities sector comprises establishments engaged in the provision of the following utility services: electric power, natural gas, steam supply, water supply, and sewage removal.

Total Construction Employment (NAICS 23):

The construction sector comprises establishments primarily engaged in the construction of buildings or engineering projects (e.g., highways and utility systems).

Total Manufacturing Employment (NAICS 31-33):

The Manufacturing sector comprises establishments engaged in the mechanical, physical, or chemical transformation of materials, substances, or components into new products. The assembling of component parts of manufactured products is considered manufacturing, except in cases where the activity is appropriately classified in Sector 23, Construction.

Total Wholesale Trade Employment (NAICS 42):

The Wholesale Trade sector comprises establishments engaged in wholesaling merchandise, generally without transformation, and rendering services incidental to the sale of merchandise. The merchandise described in this sector includes the outputs of agriculture, mining, manufacturing, and certain information industries, such as publishing.

Total Retail Trade Employment (NAICS 44 -45):

The Retail Trade sector comprises establishments engaged in retailing merchandise, generally without transformation, and rendering services incidental to the sale of merchandise.

Total Transportation & Warehousing Employment (NAICS 48-49):

The Transportation and Warehousing sector includes industries providing transportation of passengers and cargo, warehousing and storage for goods, scenic and sightseeing transportation, and support activities related to modes of transportation.

Total Information Employment (NAICS 51):

The Information sector comprises establishments engaged in the following processes: (a) producing and distributing information and cultural products, (b) providing the means to transmit or distribute these products as well as data or communications, and (c) processing data.

Total Finance & Insurance Employment (NAICS 52):

The Finance and Insurance sector comprises establishments primarily engaged in financial transactions (transactions involving the creation, liquidation, or change in ownership of financial assets) and/or in facilitating financial transactions.

Total Real Estate, Rental & Leasing Employment (NAICS 53):

The Real Estate and Rental and Leasing sector comprises establishments primarily engaged in renting, leasing, or otherwise allowing the use of tangible or intangible assets, and establishments providing related services.

Total Professional, Scientific, & Technical Employment (NAICS 54):

The Professional, Scientific, and Technical Services sector comprises establishments that specialize in performing professional, scientific, and technical activities for others.

Total Management of Company & Enterprise Employment (NAICS 55):

The Management of Companies and Enterprises sector comprises (1) establishments that hold the securities of (or other equity interests in) companies and enterprises for the purpose of owning a controlling interest or influencing management decisions or (2) establishments (except government establishments) that administer, oversee, and manage establishments of the company or enterprise and that normally undertake the strategic or organizational planning and decision making role of the company or enterprise.

Total Administrative, Support, Waste Management & Remediation Service Employment (NAICS 56):

The Administrative and Support and Waste Management and Remediation Services sector comprises establishments performing routine support activities for the day-to-day operations of other organizations.

Total Education Service Employment (NAICS 61):

The Educational Services sector comprises establishments that provide instruction and training in a wide variety of subjects. This instruction and training is provided by specialized establishments, such as schools, colleges, universities, and training centers. These establishments may be privately owned and operated for profit or not for profit, or they may be publicly owned and operated.

Total Health Care & Social Assistance Employment (NAICS 62):

The Health Care and Social Assistance sector comprises establishments providing health care and social assistance for individuals.

Total Arts, Entertainment, & Recreation Employment (NAICS 71):

The Arts, Entertainment, and Recreation sector includes a wide range of establishments that operate facilities or provide services to meet varied cultural, entertainment, and recreational interests of their patrons.

Total Accommodation & Food Service Employment (NAICS 72):

The Accommodation and Food Services sector comprises establishments providing customers with lodging and/or preparing meals, snacks, and beverages for immediate consumption.

Total Other Service Employment (NAICS 81):

The Other Services (except Public Administration) sector comprises establishments engaged in providing services not specifically provided for elsewhere in the classification system.

Total Public Administration Employment (NAICS 92):

The Public Administration sector consists of establishments of federal, state, and local government agencies that administer, oversee, and manage public programs and have executive, legislative, or judicial authority over other institutions within a given area.

Reference:

¹ Bureau of Labor Statistic, 'Employment and wages covered by employment insurance'. Chapter 5 <http://www.bls.gov/opub/hom/homch5_d.htm>

² All definition of NAICS codes were obtained from the following link, <http://www.census.gov/epcd/naics02/naicod02.htm>.