



By: Leia Moore



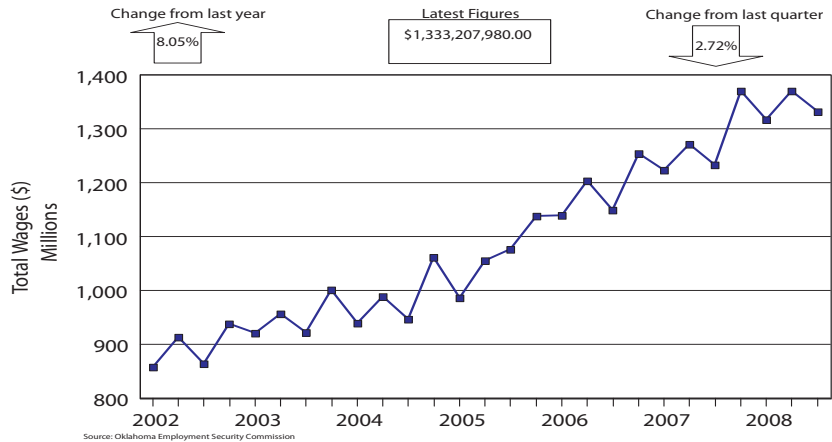
SOIC Regional Economic Indicators:

Total Wages

Center for Economic & Business Development

To preserve the anonymity of establishments, the Bureau of Labor Statistics withholds publication of data for any geographic industry level in which there are fewer than three firms, or in which the employment of a single firm accounts for over 80% of the industry.¹ Because the CEBD is reporting the information over a 20 county region rather than individual counties, the SOIC region will include the nondisclosable data beginning in 1st Qtr 2006. However, sectors 51 and 55 have gone back and are now reporting the nondisclosed data beginning in 1st Qtr 2002. It is important to remember that these totals cannot be used to reveal the suppressed data. For a detailed definition of the NAICS codes, please refer to pages 12 - 13.

Chart 1: Total Wages



All twenty business sectors in the SOIC region contributed to the total regional wage increase in 3rd Qtr 2008 from the previous year. Total regional wages increased 8.05% (\$99.38 million) between 3rd Qtr 2007 and 3rd Qtr 2008 of which the Information sector managed the greatest percentage gain in total wages (26.67% or \$4.16 million), followed by the Mining sector (19.25% or \$24.03 million), the Professional, Scientific and Technical sector (16.65% or \$5.55 million), and the Real Estate, Rental and Leasing sector (16.01% or \$2.64 million). Over the past quarter, total regional wages decreased 2.72% (\$37.21 million).

May 2009

Dr. Marvin Hankins, Director
100 Campus Drive
Weatherford, OK 73096



Total Agriculture Wages was up 0.18% on the quarter for a total of \$10,062,565 in wages. When compared to the previous year, total wages is up 1.49%.

Chart 2: Total Agriculture Wages (NAICS 11)

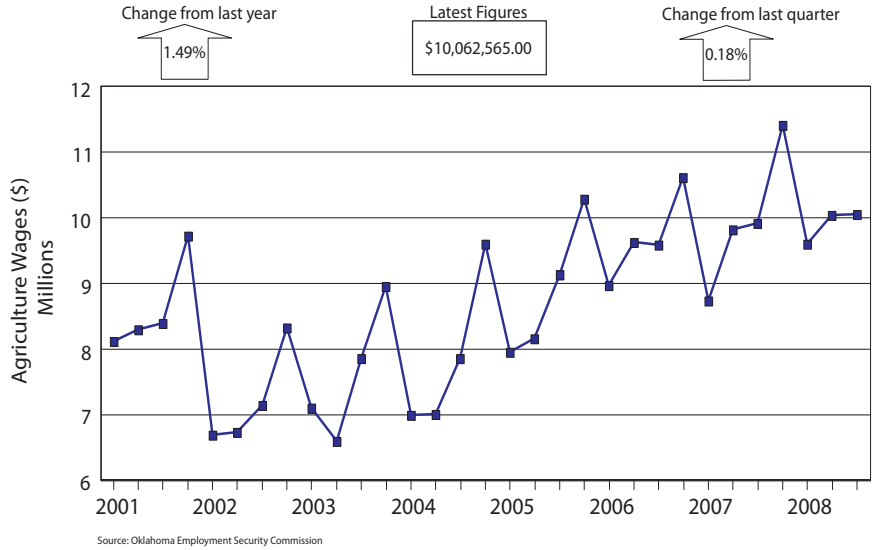
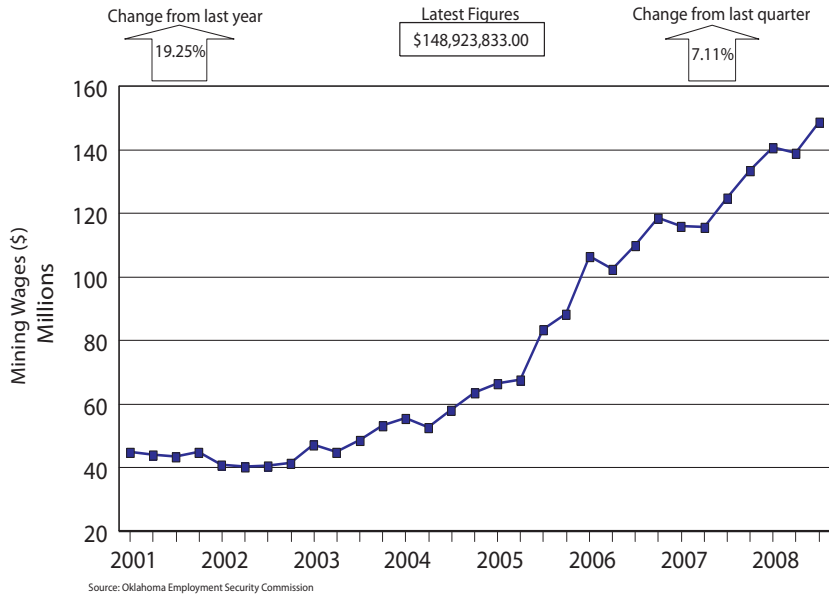
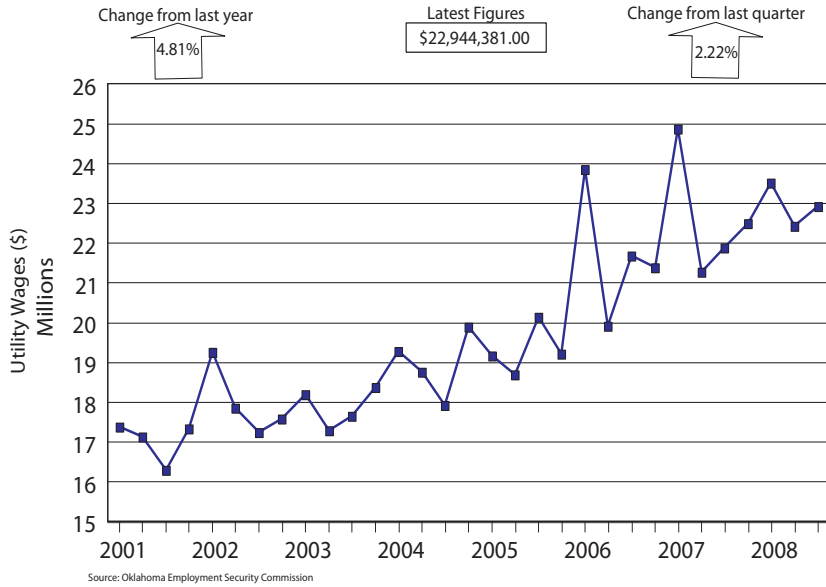


Chart 3: Total Mining Wages (NAICS 21)



Total Mining Wages was up 7.11% on the quarter for a total of \$148,923,833 in wages.

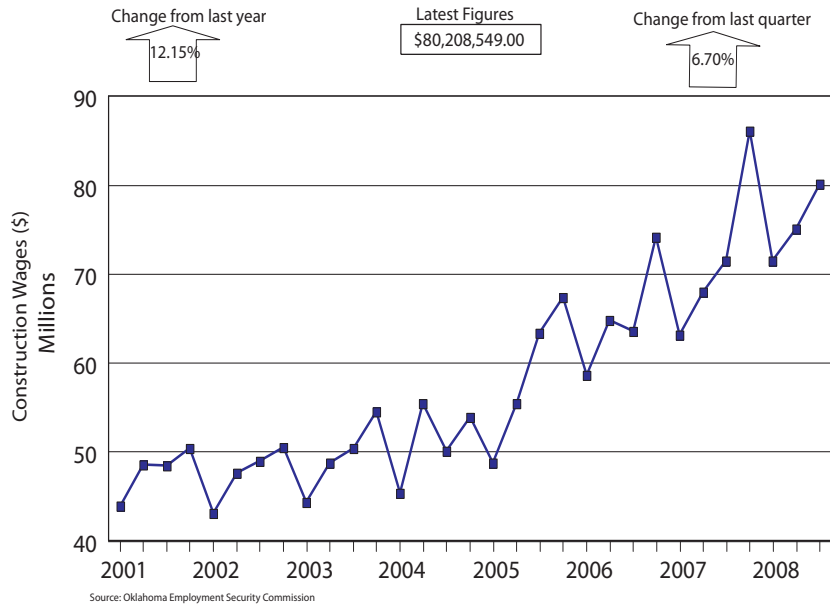
Chart 4: Total Utilities Wages (NAICS 22)



Total Utility Wages rose 2.22% between 2nd Qtr 2008 and 3rd Qtr 2008 and 4.81% between 3rd Qtr 2007 and 3rd Qtr 2008.

Total wages in the region's construction sector rose by \$5,035,845, or 6.70%, between 2nd Qtr 2008 and 3rd Qtr 2008.

Chart 5: Total Construction Wages (NAICS 23)



Total Manufacturing Wages rose by \$835,519 or 0.46%, between 2nd Qtr 2008 and 3rd Qtr 2008. Over the course of the past year, total wages was up 4.68%.

Chart 6: Total Manufacturing Wages (NAICS 31 - 33)

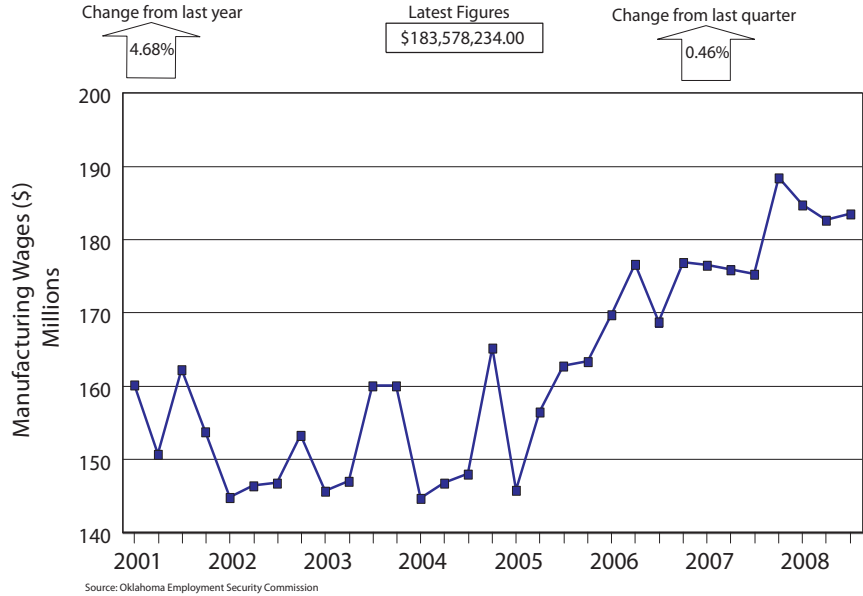


Chart 7: Total Wholesale Trade Wages (NAICS 42)

Total Wholesale Trade Wages was up 7.40% on the quarter and 12.47% on the year for a total of \$41,331,951 in wages.

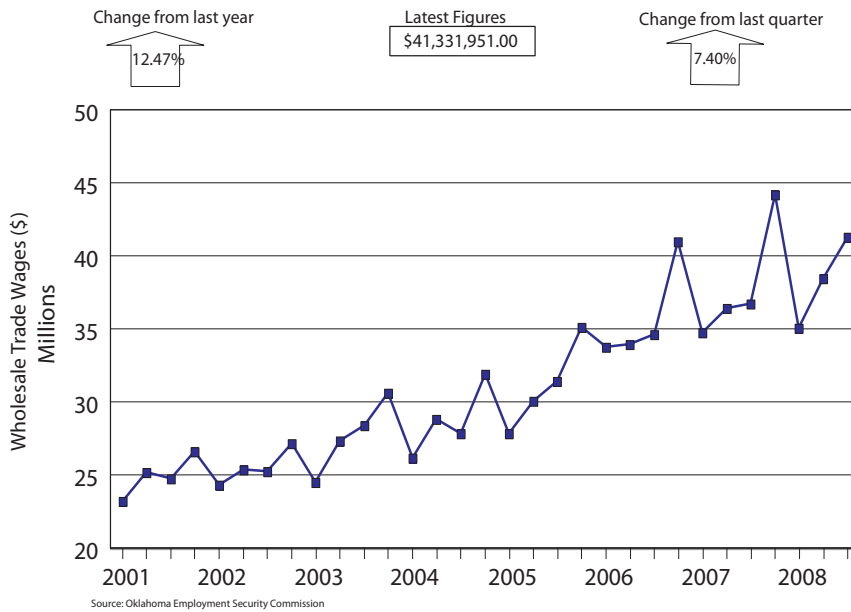
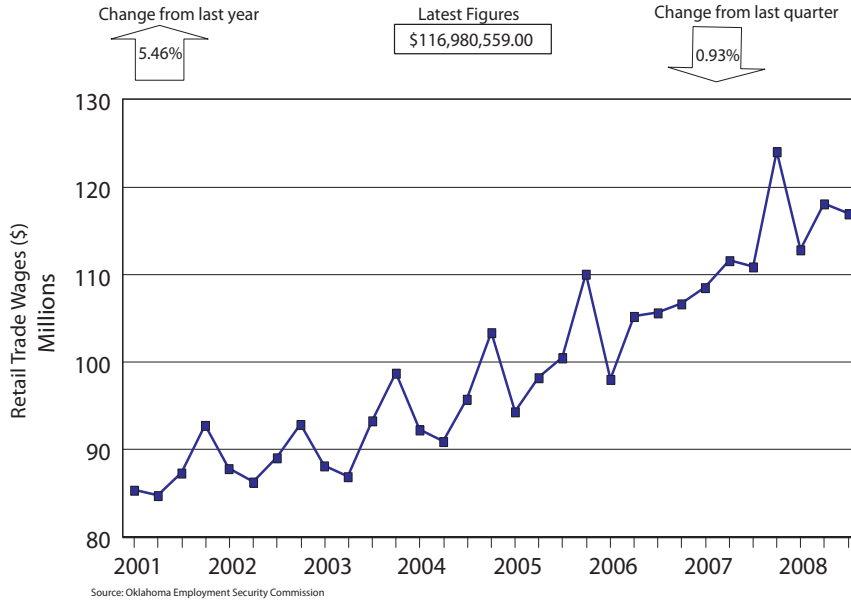


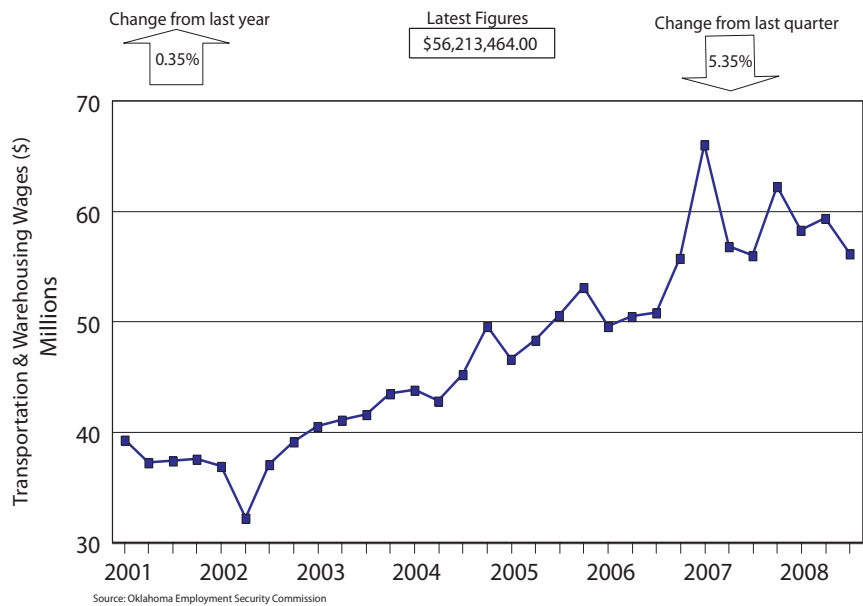
Chart 8: Total Retail Trade Wages (NAICS 44 - 45)

Total wages in the region's retail trade sector fell \$1,101,364, or 0.93%, between 2nd 2008 and 3rd Qtr 2008.



Total Transportation and Warehousing Wages was down 5.35% on the quarter for a total of \$56,213,464 in wages. Total wages was up 0.35% over the course of the past year.

Chart 9: Total Transportation & Warehousing Wages (NAICS 48 - 49)



Total wages in the region's information sector rose by 0.82% between 2nd Qtr 2008 and 3rd Qtr 2008 and 26.67% between 3rd Qtr 2007 and 3rd Qtr 2008.

Chart 10: Total Information Wages (NAICS 51)

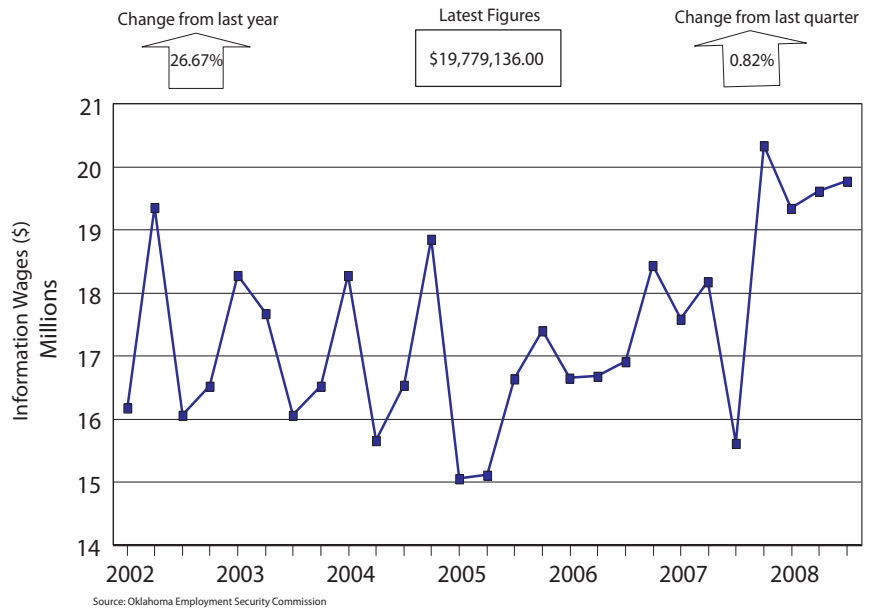
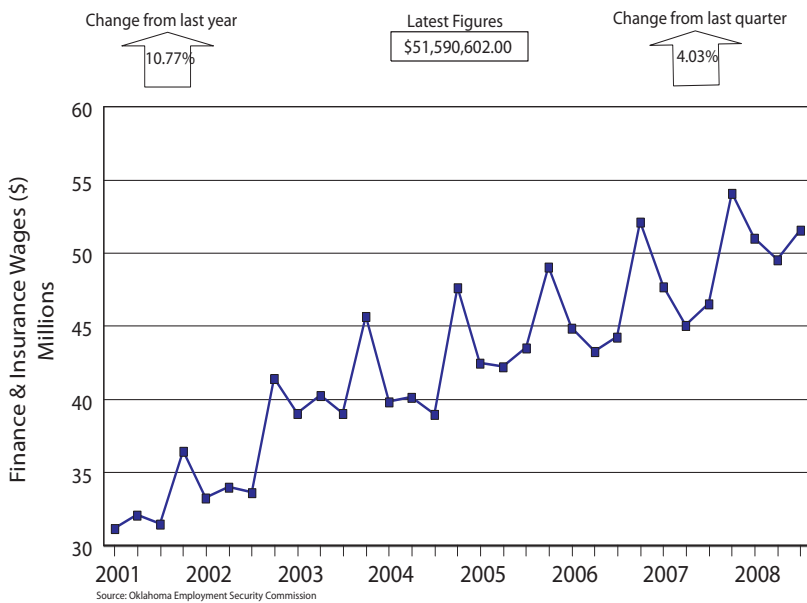


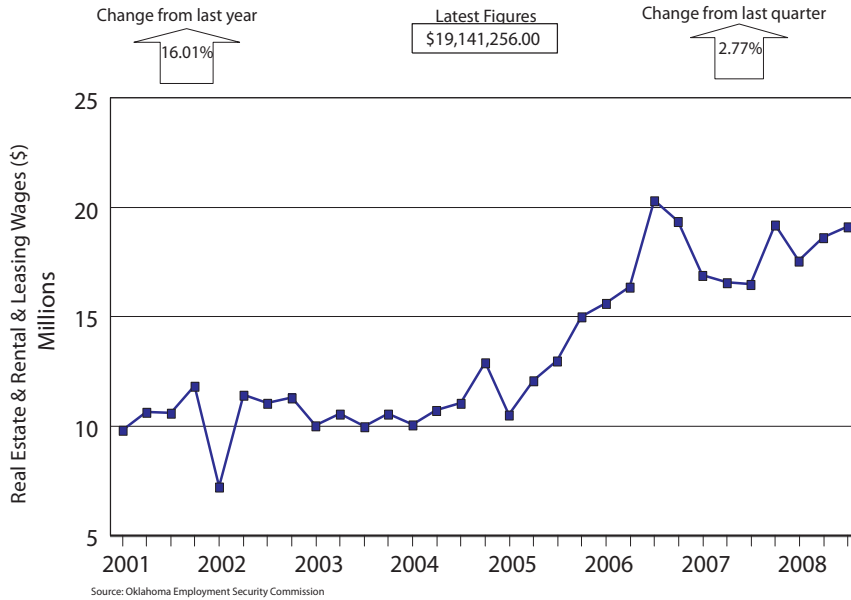
Chart 11: Total Finance and Insurance Wages (NAICS 52)



Total Finance and Insurance Wages was up 4.03% on the quarter for a total of \$51,590,602 in wages.

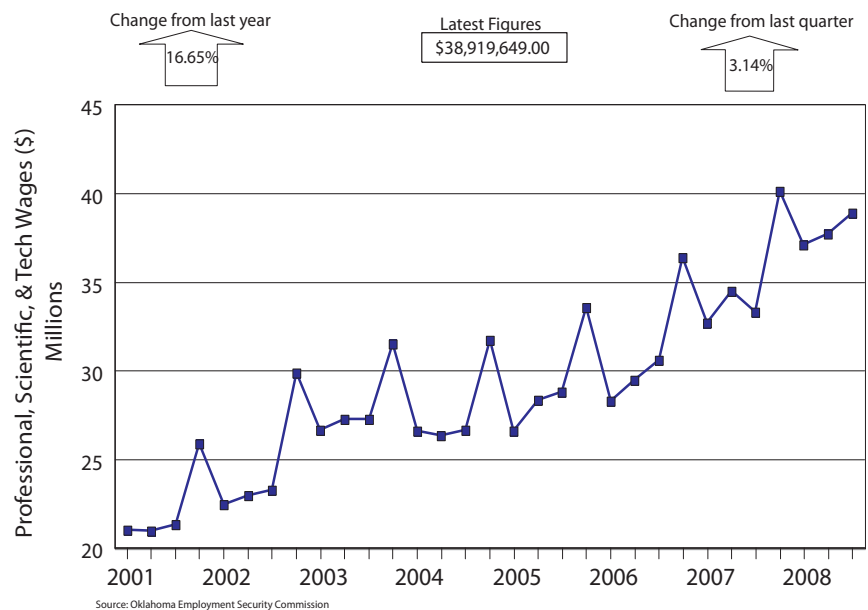
Chart 12: Total Real Estate, Rental and Leasing Wages (NAICS 53)

Total Real Estate, Rental and Leasing Wages was up 2.77% on the quarter and 16.01% on the year for a total of \$19,141,256 in wages.



Total Professional, Scientific and Technical Service Wages was up 3.14% on the quarter for a total of \$38,919,649 in wages.

Chart 13: Total Professional, Scientific and Technical Wages (NAICS 54)



Total Management of Company and Enterprise Wages was down 6.23% on the quarter for a total of \$3,910,020 in wages.

Chart 14: Total Management of Company and Enterprise Wages (NAICS 55)

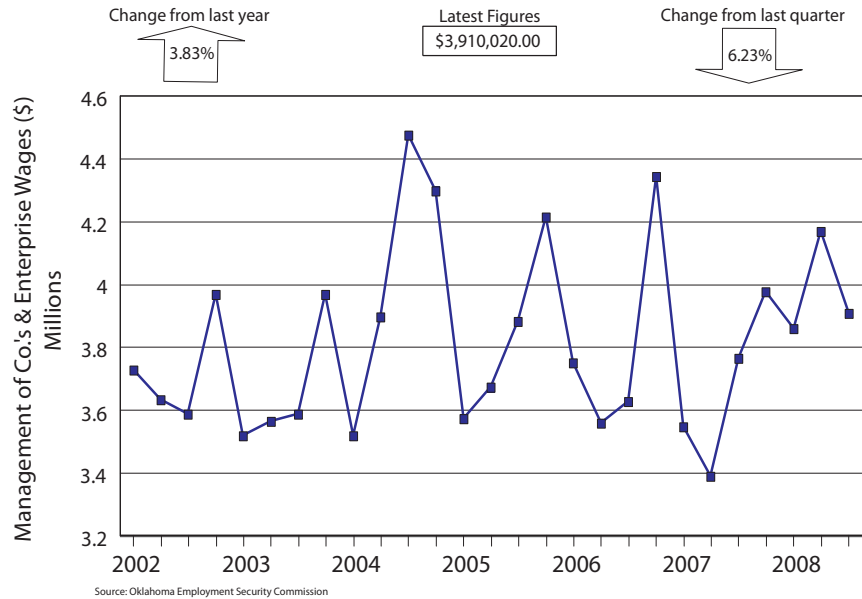


Chart 15: Total Administrative, Support, Waste Management and Remediation Service Wages (NAICS 56)

Total Administrative, Support, Waste Management and Remediation Service Wages rose 4.65% between 2nd Qtr 2008 and 3rd Qtr 2008 and 11.35% between 3rd Qtr 2007 and 3rd Qtr 2008.

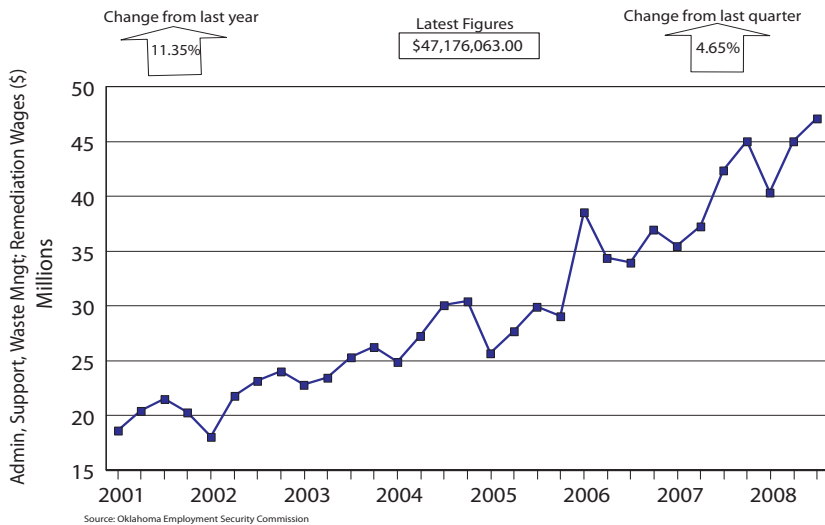
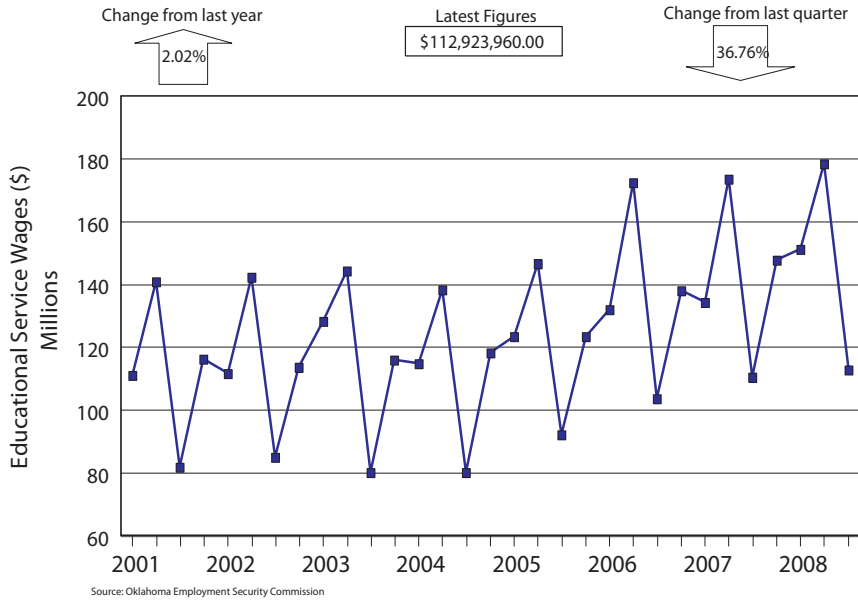


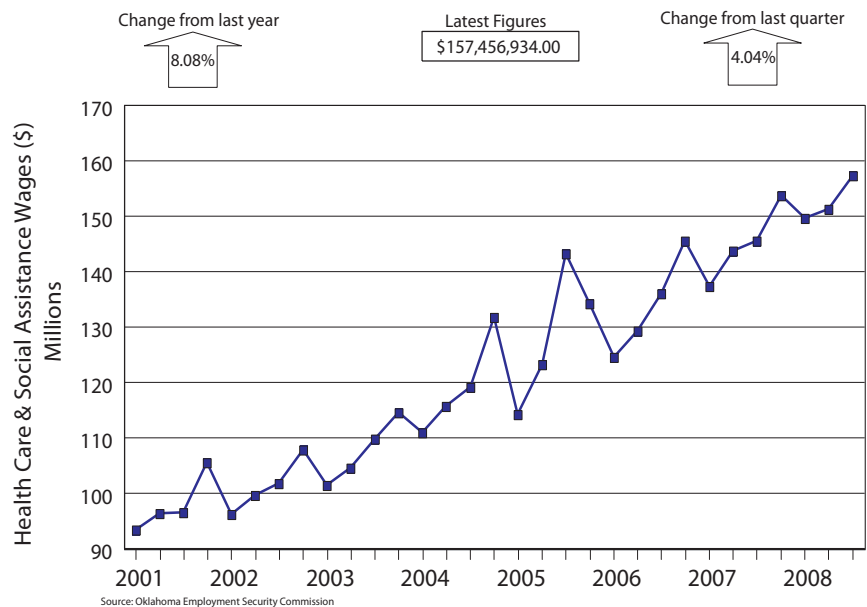
Chart 16: Total Educational Service Wages (NAICS 61)



Total wages in the region's educational service sector fell by \$65,646,220, or 36.76%, between 2nd Qtr 2008 and 3rd Qtr 2008. Total wages is up 2.02% over the course of the past year.

Total Health Care and Social Assistance Wages was up 4.04% on the quarter and 8.08% on the year for a total of \$157,456,934 in wages.

Chart 17: Total Health Care and Social Assistance Wages (NAICS 62)



Total Arts, Entertainment and Recreation Wages rose 0.62% between 2nd Qtr 2008 and 3rd Qtr 2008 and 8.24% between 3rd Qtr 2007 and 3rd Qtr 2008.

Chart 18: Total Arts, Entertainment and Recreation Wages (NAICS 71)

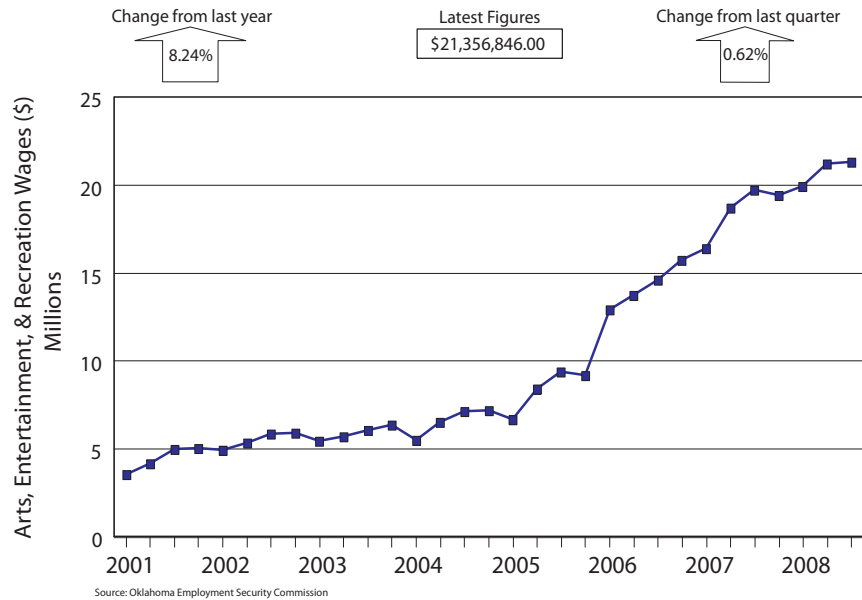
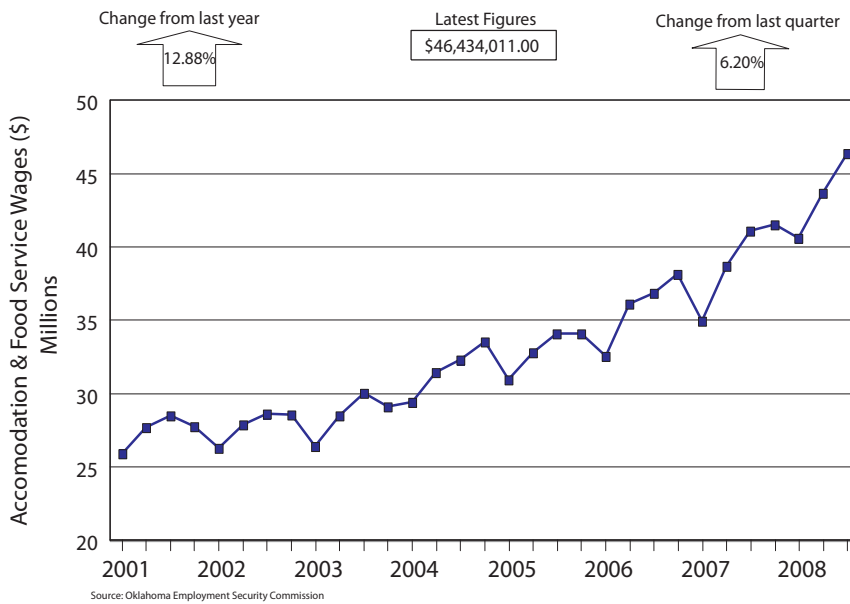
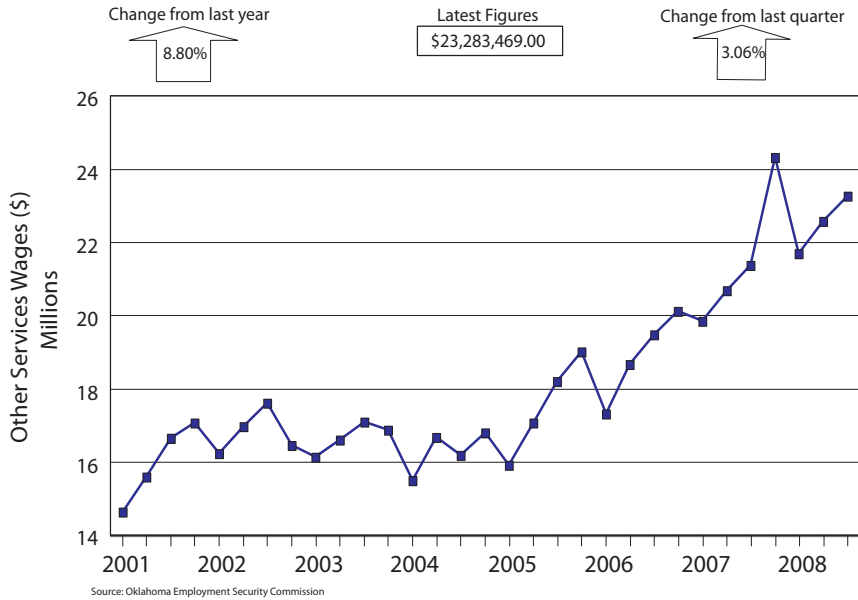


Chart 19: Total Accommodation and Food Service Wages (NAICS 72)



Total Accommodation and Food Service Wages increased 6.20% between 2nd Qtr 2008 and 3rd Qtr 2008 and 12.88% between 3rd Qtr 2007 and 3rd Qtr 2008.

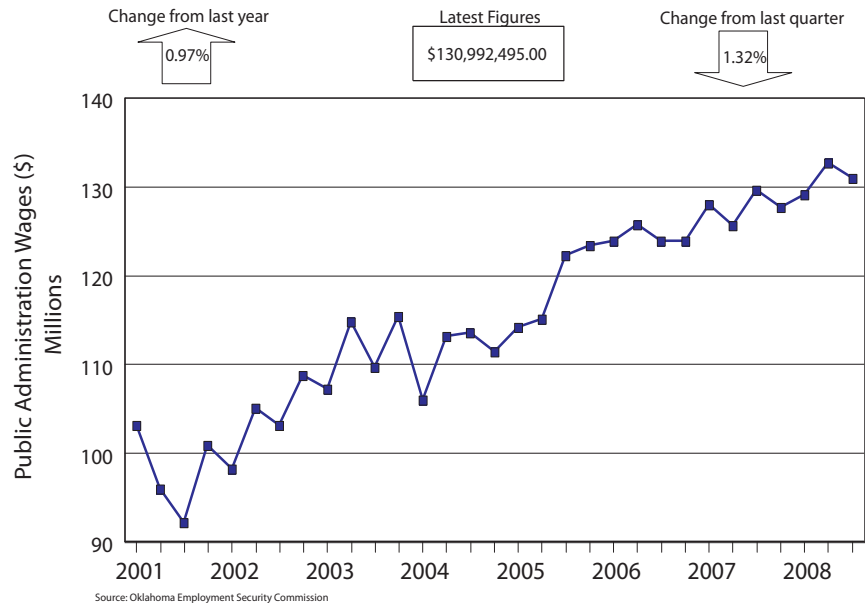
Chart 20: Total Other Service Wages (NAICS 81)



Total Other Services Wages was up 3.06% on the quarter for a total of \$23,283,469 in wages. The sector's total wages was up 8.80% over the course of the past year.

Total Public Administration Wages decreased 1.32% between 2nd Qtr 2008 and 3rd Qtr 2008 and increased 0.97% between 3rd Qtr 2007 and 3rd Qtr 2008.

Chart 21: Total Public Administration Wages (NAICS 92)



All definitions of the NAICS codes in this section were obtained from the 2002 NAICS Codes and Titles, U.S. Census Bureau website.²

Agriculture Sector (NAICS 11):

The Agriculture sector of NAICS 11 as a whole is comprised of establishments primarily engaged in growing crops, raising animals, harvesting timber, and harvesting fish and other animals from a farm, ranch, or their natural habitats.

Mining Sector (NAICS 21):

The Mining sector is comprised of establishments that extract naturally occurring mineral solids, such as coal and ores; liquid minerals, such as crude petroleum; and gases, such as natural gas.

Utilities Sector (NAICS 22):

The Utilities sector is comprised of establishments engaged in the provision of the following utility services: electric power, natural gas, steam supply, water supply, and sewage removal.

Construction Sector (NAICS 23):

The Construction sector is composed of establishments primarily engaged in the construction of buildings or engineering projects (e.g., highways and utility systems).

Manufacturing Sector (NAICS 31-33):

The Manufacturing sector is comprised of establishments engaged in the mechanical, physical, or chemical transformation of materials, substances, or components into new products. The assembling of component parts of manufactured products is considered manufacturing, except in cases where the activity is appropriately classified in Sector 23, Construction.

Wholesale Trade Sector (NAICS 42):

The Wholesale Trade sector is comprised of establishments engaged in wholesaling merchandise, generally without transformation, and rendering services incidental to the sale of merchandise. The merchandise described in this sector includes the outputs of agriculture, mining, manufacturing, and certain information industries, such as publishing.

Retail Trade Sector (NAICS 44-45):

The Retail Trade sector is comprised of establishments engaged in retailing merchandise, generally without transformation, and rendering services incidental to the sale of merchandise.

Transportation and Warehousing Sector (NAICS 48-49):

The Transportation and Warehousing sector includes industries providing transportation of passengers and cargo, warehousing and storage for goods, scenic and sightseeing transportation, and support activities related to modes of transportation.

Information Sector (NAICS 51):

The Information sector is comprised of establishments engaged in the following processes: (a) producing and distributing information and cultural products, (b) providing the means to transmit or distribute these products as well as data or communications, and (c) processing data.

Finance and Insurance Sector (NAICS 52):

The Finance and Insurance sector is comprised of establishments primarily engaged in financial transactions (transactions involving the creation, liquidation, or change in ownership of financial assets) and/or in facilitating financial transactions.

Real Estate, Rental and Leasing Sector (NAICS 53):

The Real Estate, Rental and Leasing sector is comprised of establishments primarily engaged in renting, leasing, or otherwise allowing the use of tangible or intangible assets, and establishments providing related services.

Professional, Scientific and Technical Service Sector (NAICS 54):

The Professional, Scientific and Technical Service sector is comprised of establishments that specialize in performing professional, scientific, and technical activities for others.

Management of Company and Enterprise Sector (NAICS 55):

The Management of Company and Enterprise sector is comprised of (1) establishments that hold the securities of (or other equity interests in) companies and enterprises for the purpose of owning a controlling interest or influencing management decisions or (2) establishments (except government establishments) that administer, oversee, and manage establishments of the company or enterprise and that normally undertake the strategic or organizational planning and decision making role of the company or enterprise.

Administrative, Support, Waste Management and Remediation Service Sector (NAICS 56):

The Administrative, Support, Waste Management and Remediation Service sector is comprised of establishments performing routine support activities for the day-to-day operations of other organizations.

Educational Service Sector (NAICS 61):

The Educational Service sector is comprised of establishments that provide instruction and training in a wide variety of subjects. This instruction and training is provided by specialized establishments, such as schools, colleges, universities, and training centers. These establishments may be privately owned and operated for profit or not-for-profit, or they may be publicly owned and operated.

Health Care and Social Assistance Sector (NAICS 62):

The Health Care and Social Assistance sector is comprised of establishments providing health care and social assistance for individuals.

Arts, Entertainment and Recreation Sector (NAICS 71):

The Arts, Entertainment and Recreation sector includes a wide range of establishments that operate or provide services to meet varied cultural, entertainment and recreational interest of their patrons.

Accommodation and Food Service Sector (NAICS 72):

The Accommodation and Food Services sector is comprised of establishments providing customers with lodging and/or preparing meals, snacks and beverages for immediate consumption.

Other Service Sector (NAICS 81):

The Other Service (except Public Administration) sector is comprised of establishments engaged in providing services not specifically provided for elsewhere in the classification system.

Public Administration Sector (NAICS 92):
The Public Administration sector consists of establishments of federal, state, and local government agencies that administer, oversee and manage public programs and have executive, legislative or judicial authority over other institutions within a given area.

Reference:

¹Bureau of Labor Statistics, 'Employment and wages covered by employment insurance'. Chapter 5 http://www.bls.gov/opub/hom/homch5_d.htm

²All definitions of the NAICS codes were obtained from the following link, <http://www.census.gov/epcd/naics02/naicod02.htm>.