

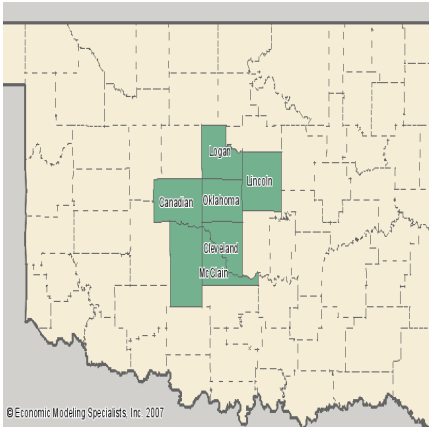
Southwestern Oklahoma State University

Center for Economic & Business Development

State of Economy

40017 (Canadian), 40027 (Cleveland), 40051 (Grady), 40081 (Lincoln), 40083 (Logan), 40087 (McClain),
40109 (Oklahoma)

Region: OKC MSA

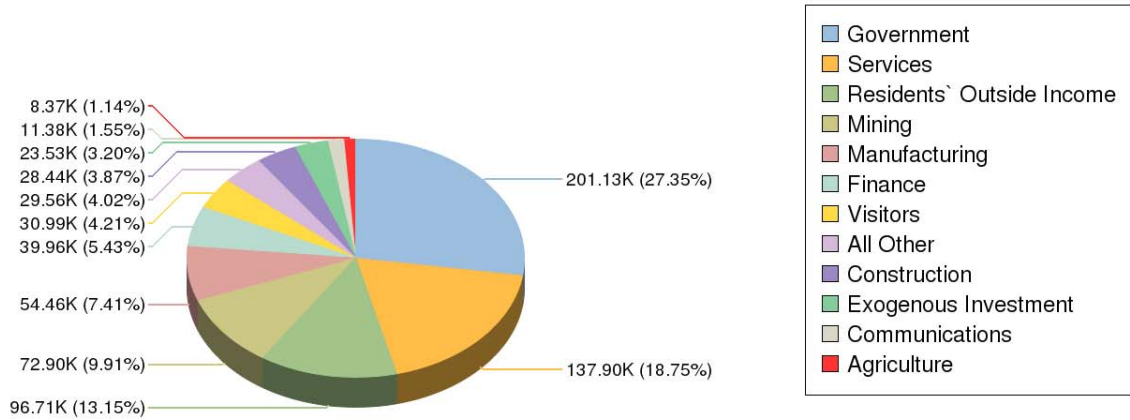


Report Produced by Economic Modeling Specialists Inc. www.economicmodeling.com

EMSI

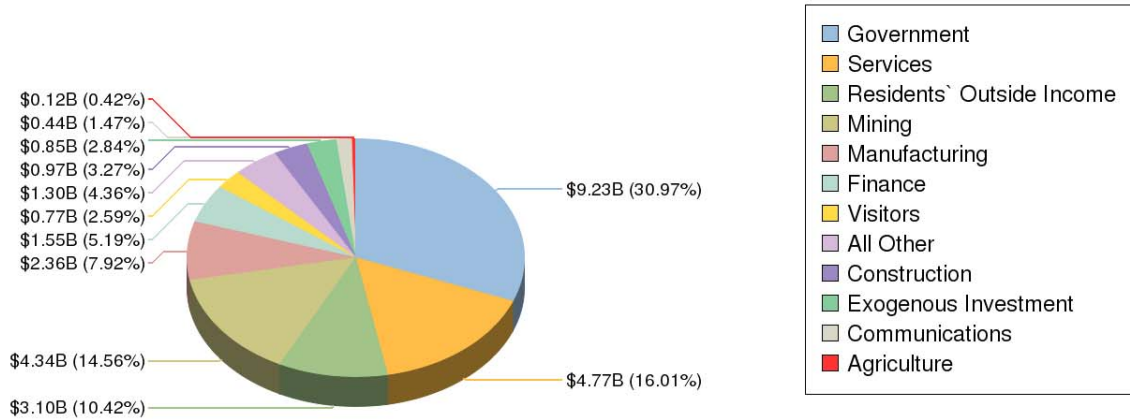
Economic Base

Jobs



Source: Economic Modeling Specialists, 2007

Earnings

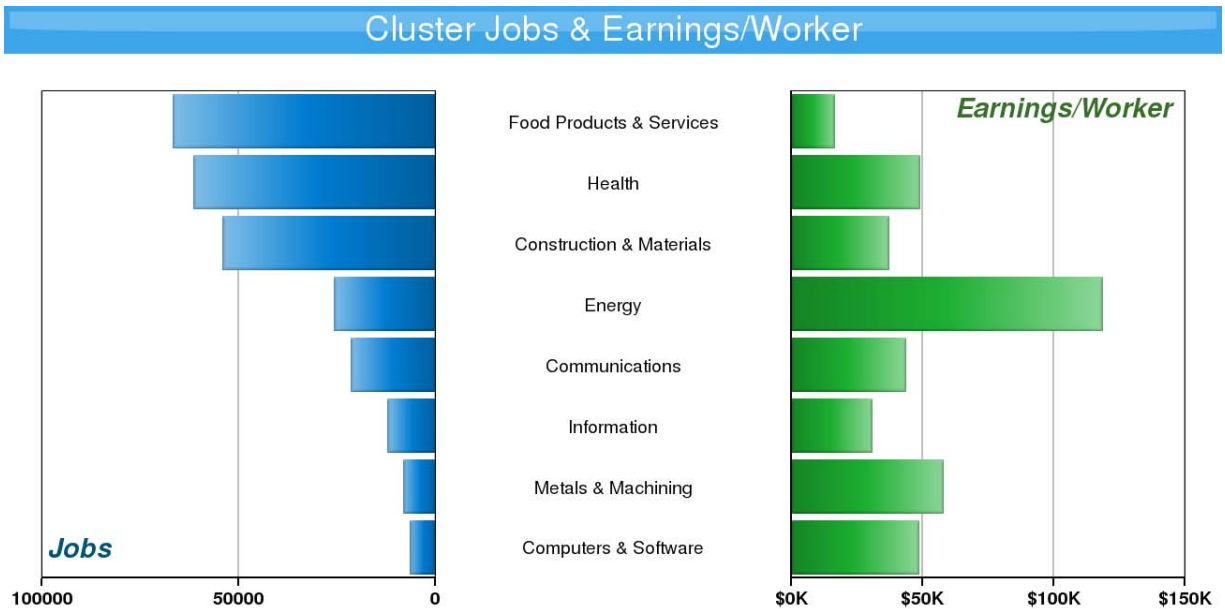


Source: Economic Modeling Specialists, 2007

Sector	Jobs	Earnings(K)	Jobs %	Earnings %	EPW(K)
Government	201,131	\$9,225,458	27%	31%	\$46
Services	137,899	\$4,770,739	19%	16%	\$35
Residents' Outside Income	96,714	\$3,103,988	13%	10%	\$32
Mining	72,901	\$4,338,165	10%	15%	\$60
Manufacturing	54,455	\$2,359,450	7%	8%	\$43
Finance	39,957	\$1,546,066	5%	5%	\$39
Visitors	30,986	\$770,656	4%	3%	\$25
All Other	29,561	\$1,298,166	4%	4%	\$44
Construction	28,441	\$973,036	4%	3%	\$34
Exogenous Investment	23,529	\$845,857	3%	3%	\$36
Communications	11,385	\$437,236	2%	1%	\$38
Agriculture	8,367	\$123,942	1%	0%	\$15

Source: Economic Modeling Specialists, Inc. - 5/07

Top Clusters

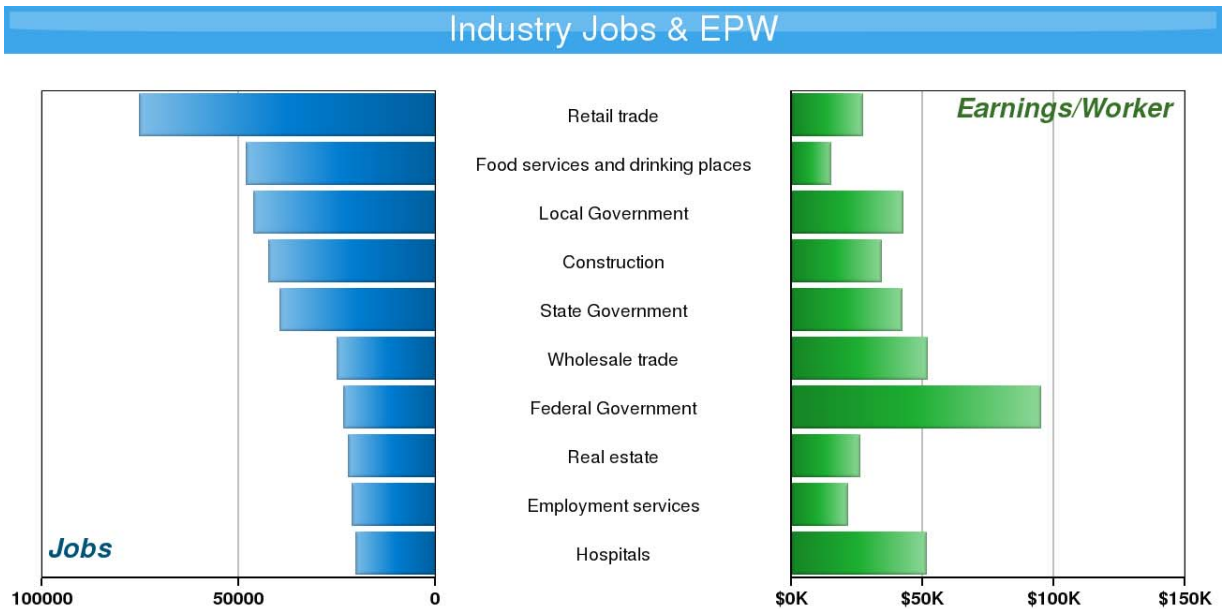


Source: Economic Modeling Specialists, 2007

Cluster Name	Jobs	Earnings/Worker(K)
Food Products & Services	66,655	\$16
Health	61,440	\$49
Construction & Materials	54,067	\$37
Energy	25,640	\$118
Communications	21,405	\$44
Information	12,084	\$31
Metals & Machining	8,056	\$58
Computers & Software	6,545	\$48

Source: Economic Modeling Specialists, Inc. - 5/07

Top Industries



Source: Economic Modeling Specialists, 2007

NAICS I-O Code	Description	Jobs	Earnings/Worker (K)
4A0000	Retail trade	75,329	\$27
722000	Food services and drinking places	48,064	\$15
9L0000	Local Government	46,289	\$42
230000	Construction	42,414	\$34
9S0000	State Government	39,552	\$42
420000	Wholesale trade	24,884	\$52
9F0000	Federal Government	23,218	\$95
531000	Real estate	22,128	\$26
561300	Employment services	21,150	\$21
622000	Hospitals	20,299	\$52

Source: Economic Modeling Specialists, Inc. - 5/07

Jobs, Earnings, Sales

NAICS I-O Code	Description	Jobs	Earnings(K)	Sales(K)	EPW(K)
110000	Agriculture, forestry, fishing and hunting	13,070	\$119,727	\$468,968	\$9
210000	Mining	21,754	\$2,596,507	\$9,617,407	\$119
220000	Utilities	2,922	\$382,716	\$2,493,856	\$131
230000	Construction	42,414	\$1,453,947	\$3,307,808	\$34
310000	Manufacturing	37,793	\$2,064,556	\$10,035,652	\$55
420000	Wholesale trade	24,884	\$1,287,492	\$3,277,836	\$52
440000	Retail trade	75,329	\$2,043,432	\$4,365,307	\$27
480000	Transportation and warehousing	21,720	\$1,058,638	\$2,751,052	\$49
510000	Information	14,420	\$712,276	\$2,743,163	\$49
520000	Finance and insurance	29,821	\$1,401,812	\$4,106,150	\$47
530000	Real estate and rental and leasing	29,188	\$860,057	\$5,638,674	\$29
540000	Professional and technical services	46,731	\$2,100,251	\$3,811,177	\$45
550000	Management of companies and enterprises	4,790	\$420,463	\$686,379	\$88
560000	Administrative and waste services	52,992	\$1,248,072	\$2,314,282	\$24
610000	Educational services	10,651	\$233,057	\$465,927	\$22
620000	Health care and social assistance	76,147	\$3,145,080	\$5,635,776	\$41
710000	Arts, entertainment, and recreation	11,466	\$196,405	\$447,298	\$17
720000	Accommodation and food services	52,832	\$814,058	\$2,412,123	\$15
810000	Other services, except public administration	45,053	\$951,383	\$2,127,644	\$21
920000	Government	121,349	\$6,702,833	\$25,940,738	\$55
		735,326	\$29,792,762	\$92,647,218	\$41

Source: Economic Modeling Specialists, Inc. - 5/07

Non-Standard Industries	Sales(K)
Consumption	\$29,430,610
Investment	\$4,361,283

Source: Economic Modeling Specialists, Inc. - 5/07