

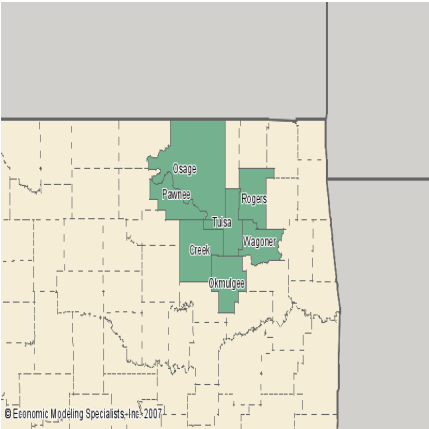
Southwestern Oklahoma State University

Center for Economic & Business Development

State of Economy

40037 (Creek), 40111 (Okmulgee), 40113 (Osage), 40117 (Pawnee), 40131 (Rogers), 40143 (Tulsa), 40145 (Wagoner)

Region: TULSA MSA

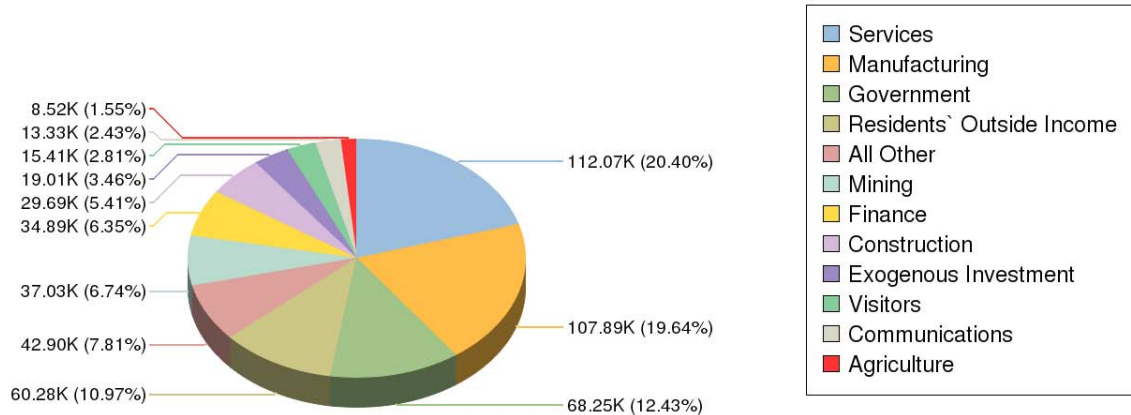


Report Produced by Economic Modeling Specialists Inc. www.economicmodeling.com

EMSI

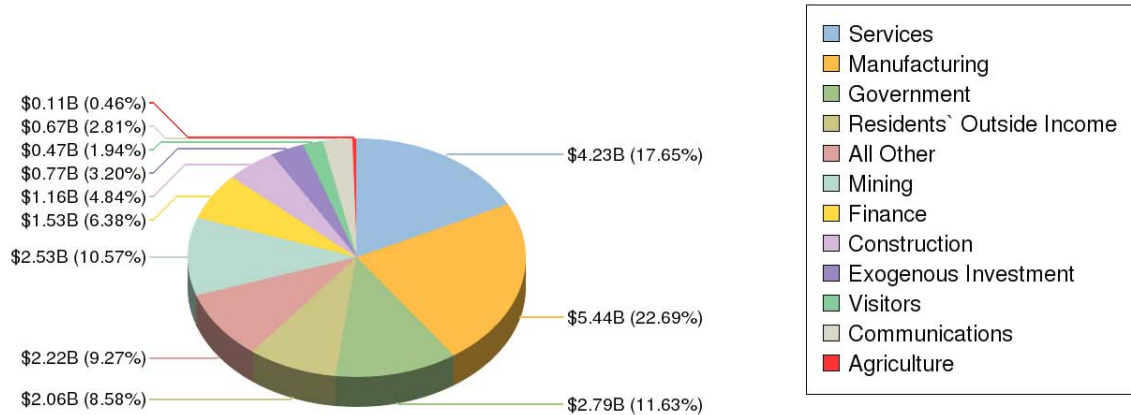
Economic Base

Jobs



Source: Economic Modeling Specialists, 2007

Earnings

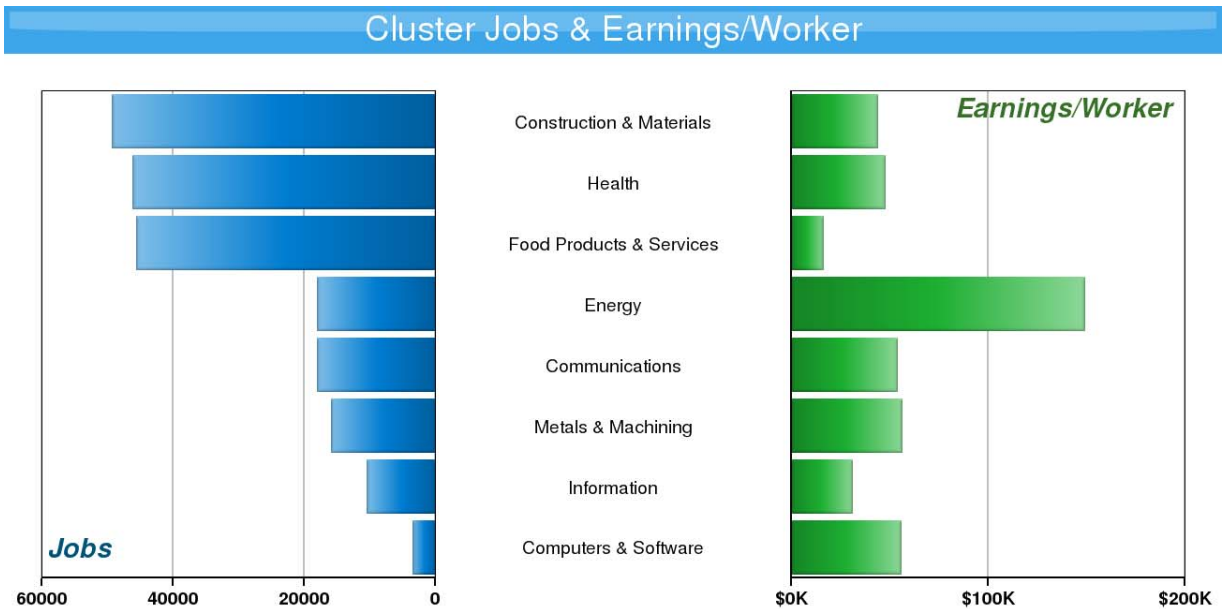


Source: Economic Modeling Specialists, 2007

Sector	Jobs	Earnings(K)	Jobs %	Earnings %	EPW(K)
Services	112,066	\$4,232,405	20%	18%	\$38
Manufacturing	107,893	\$5,440,942	20%	23%	\$50
Government	68,255	\$2,789,876	12%	12%	\$41
Residents' Outside Income	60,281	\$2,056,716	11%	9%	\$34
All Other	42,904	\$2,222,398	8%	9%	\$52
Mining	37,034	\$2,534,190	7%	11%	\$68
Finance	34,888	\$1,529,962	6%	6%	\$44
Construction	29,690	\$1,160,956	5%	5%	\$39
Exogenous Investment	19,006	\$768,193	3%	3%	\$40
Visitors	15,411	\$465,128	3%	2%	\$30
Communications	13,325	\$673,153	2%	3%	\$51
Agriculture	8,520	\$109,475	2%	0%	\$13

Source: Economic Modeling Specialists, Inc. - 5/07

Top Clusters

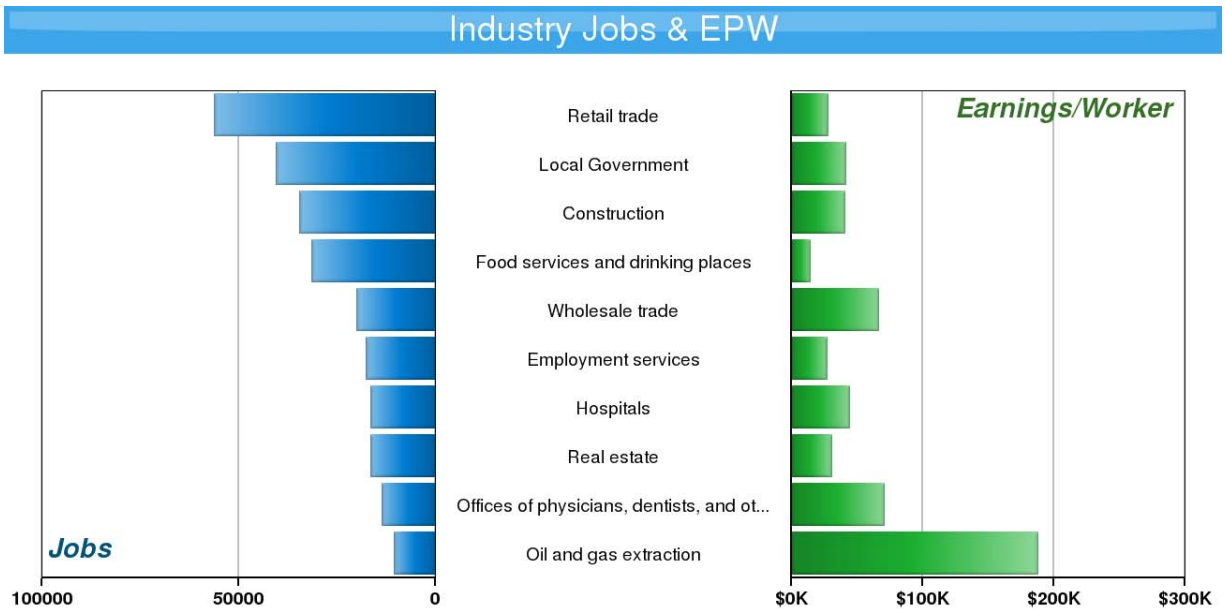


Source: Economic Modeling Specialists, 2007

Cluster Name	Jobs	Earnings/Worker(K)
Construction & Materials	49,261	\$44
Health	46,166	\$48
Food Products & Services	45,586	\$16
Energy	18,042	\$149
Communications	18,014	\$54
Metals & Machining	15,924	\$56
Information	10,358	\$31
Computers & Software	3,388	\$56

Source: Economic Modeling Specialists, Inc. - 5/07

Top Industries



Source: Economic Modeling Specialists, 2007

NAICS I-O Code	Description	Jobs	Earnings/Worker (K)
4A0000	Retail trade	56,277	\$28
9L0000	Local Government	40,548	\$42
230000	Construction	34,488	\$41
722000	Food services and drinking places	31,462	\$15
420000	Wholesale trade	19,889	\$66
561300	Employment services	17,695	\$27
622000	Hospitals	16,389	\$44
531000	Real estate	16,386	\$31
621A00	Offices of physicians, dentists, and other health practioners	13,565	\$71
211000	Oil and gas extraction	10,360	\$188

Source: Economic Modeling Specialists, Inc. - 5/07

Jobs, Earnings, Sales

NAICS I-O Code	Description	Jobs	Earnings(K)	Sales(K)	EPW(K)
110000	Agriculture, forestry, fishing and hunting	10,225	\$76,648	\$327,372	\$8
210000	Mining	12,300	\$2,055,027	\$7,904,464	\$167
220000	Utilities	2,856	\$423,228	\$2,580,383	\$148
230000	Construction	34,488	\$1,399,772	\$3,184,557	\$41
310000	Manufacturing	53,507	\$3,347,279	\$15,158,110	\$63
420000	Wholesale trade	19,889	\$1,320,798	\$3,362,629	\$66
4A0000	Retail trade	56,277	\$1,564,533	\$3,342,253	\$28
480000	Transportation and warehousing	22,684	\$1,354,608	\$4,044,379	\$60
510000	Information	12,989	\$810,166	\$2,863,024	\$62
520000	Finance and insurance	23,994	\$1,326,568	\$3,883,657	\$55
530000	Real estate and rental and leasing	21,078	\$766,020	\$4,636,887	\$36
540000	Professional and technical services	35,587	\$1,790,633	\$3,275,877	\$50
550000	Management of companies and enterprises	5,821	\$385,554	\$629,391	\$66
560000	Administrative and waste services	44,498	\$1,178,006	\$2,145,259	\$26
610000	Educational services	9,368	\$221,019	\$441,021	\$24
620000	Health care and social assistance	55,934	\$2,289,434	\$4,020,274	\$41
710000	Arts, entertainment, and recreation	7,350	\$130,515	\$288,728	\$18
720000	Accommodation and food services	34,429	\$516,750	\$1,531,634	\$15
810000	Other services, except public administration	31,843	\$681,777	\$1,535,176	\$21
920000	Government	54,156	\$2,345,066	\$13,409,420	\$43
		549,271	\$23,983,401	\$78,564,496	\$44

Source: Economic Modeling Specialists, Inc. - 5/07

Non-Standard Industries	Sales(K)
Consumption	\$24,058,849
Investment	\$3,638,883

Source: Economic Modeling Specialists, Inc. - 5/07