

Condensed Item Analysis Report

Distance Learning

Southwestern OK State University

Cumulative

INTERACTIVE VIDEO SURVEY

198 Respondents

Fall 2007

1. Gender:

Response	Frequency	Percent	
Female	146	74.49	<div style="width: 74.49%; height: 15px; background-color: blue;"></div>
Male	50	25.51	<div style="width: 25.51%; height: 15px; background-color: blue;"></div>

2. Age group:

Response	Frequency	Percent	
17 or younger	0	0.00	<div style="width: 0%; height: 15px; background-color: blue;"></div>
18-22	45	22.96	<div style="width: 22.96%; height: 15px; background-color: blue;"></div>
23-25	25	12.76	<div style="width: 12.76%; height: 15px; background-color: blue;"></div>
26-30	34	17.35	<div style="width: 17.35%; height: 15px; background-color: blue;"></div>
31-35	22	11.22	<div style="width: 11.22%; height: 15px; background-color: blue;"></div>
36-40	19	9.69	<div style="width: 9.69%; height: 15px; background-color: blue;"></div>
41-50	30	15.31	<div style="width: 15.31%; height: 15px; background-color: blue;"></div>
51 or older	21	10.71	<div style="width: 10.71%; height: 15px; background-color: blue;"></div>

3. Current marital status:

Response	Frequency	Percent	
Single	60	35.09	<div style="width: 35.09%; height: 15px; background-color: blue;"></div>
Married	111	64.91	<div style="width: 64.91%; height: 15px; background-color: blue;"></div>

4. Ethnic background (Mark all that apply.):

Response	Frequency	Percent	
African American/Black	5	2.53	<div style="width: 2.53%; height: 15px; background-color: blue;"></div>
American Indian or Alaskan Native	15	7.58	<div style="width: 7.58%; height: 15px; background-color: blue;"></div>
Asian or Pacific Islander	2	1.01	<div style="width: 1.01%; height: 15px; background-color: blue;"></div>
Hispanic	3	1.52	<div style="width: 1.52%; height: 15px; background-color: blue;"></div>
Middle Eastern	1	0.51	<div style="width: 0.51%; height: 15px; background-color: blue;"></div>
White/Caucasian	181	91.41	<div style="width: 91.41%; height: 15px; background-color: blue;"></div>
n			
Other	2	1.01	<div style="width: 1.01%; height: 15px; background-color: blue;"></div>

5. Primary occupation:

Response	Frequency	Percent	
Full-time homemaker	3	1.76	<div style="width: 1.76%; height: 15px; background-color: blue;"></div>
Full-time employed	95	55.88	<div style="width: 55.88%; height: 15px; background-color: blue;"></div>
Part-time employed	18	10.59	<div style="width: 10.59%; height: 15px; background-color: blue;"></div>
Retired	0	0.00	<div style="width: 0%; height: 15px; background-color: blue;"></div>
Full-time student	53	31.18	<div style="width: 31.18%; height: 15px; background-color: blue;"></div>
Part-time student	1	0.59	<div style="width: 0.59%; height: 15px; background-color: blue;"></div>

6. Number of hours worked per week:

Response	Frequency	Percent	
20 or less	41	21.03	<div style="width: 21.03%; height: 15px; background-color: blue;"></div>
20-30	29	14.87	<div style="width: 14.87%; height: 15px; background-color: blue;"></div>
30-40	48	24.62	<div style="width: 24.62%; height: 15px; background-color: blue;"></div>
More than 40	77	39.49	<div style="width: 39.49%; height: 15px; background-color: blue;"></div>

7. Current education level:

Response	Frequency	Percent	
Less than 12th grade	0	0.00	<input type="text"/>
GED	2	1.03	<input type="text"/>
High School Diploma	32	16.41	<input type="text"/>
Certificate	0	0.00	<input type="text"/>
Associate Degree	44	22.56	<input type="text"/>
Bachelor Degree	106	54.36	<input type="text"/>
Master Degree	10	5.13	<input type="text"/>
Doctoral Degree	1	0.51	<input type="text"/>

9. Which best describes your study habits?

Response	Frequency	Percent	
I prefer to study with other students.	41	20.92	<input type="text"/>
I prefer to study alone.	122	62.24	<input type="text"/>
I study incrementally.	14	7.14	<input type="text"/>
I usually put off studying until the last minute.	19	9.69	<input type="text"/>

11. What is your primary reason for taking this course?

Response	Frequency	Percent	
Job requirement	14	8.64	<input type="text"/>
Requirement for major	148	91.36	<input type="text"/>

8. Number of years since you last attended school before this course:

Response	Frequency	Percent	
Less than one	148	75.51	<input type="text"/>
One	8	4.08	<input type="text"/>
Two	12	6.12	<input type="text"/>
Three	3	1.53	<input type="text"/>
Four	4	2.04	<input type="text"/>
Five	3	1.53	<input type="text"/>
Six to ten	10	5.10	<input type="text"/>
More than ten	8	4.08	<input type="text"/>

10. What is your primary goal in taking college courses? Mark only the most appropriate.

Response	Frequency	Percent	
Explore new career	7	3.57	<input type="text"/>
Bachelor's degree	69	35.20	<input type="text"/>
Update skills	0	0.00	<input type="text"/>
Certificate	5	2.55	<input type="text"/>
Master's degree	107	54.59	<input type="text"/>
Job requirement	4	2.04	<input type="text"/>
Renew certificate	0	0.00	<input type="text"/>
Other	4	2.04	<input type="text"/>

12. What Distance Learning class(es) are you taking this semester? (Mark all that apply.)

Response	Frequency	Percent	
Computer-Assisted Instruction course	5	2.69	<input type="text"/>
Interactive TV course	171	91.94	<input type="text"/>
Telecourse	16	8.60	<input type="text"/>
Web-based course	6	3.23	<input type="text"/>

13. How did you find out about Distance Learning courses?

Response	Frequency	Percent	
SWOSU class schedule	71	37.57	
SWOSU Distance Learning web site	7	3.70	
SWOSU advisor	12	6.35	
SWOSU faculty/staff	12	6.35	
SWOSU student	34	17.99	
Other	53	28.04	

15. In addition to Distance Learning, what other college classes are you attending this semester? (Mark all that apply.)

Response	Frequency	Percent	
SWOSU daytime class(es)	66	34.02	
SWOSU evening class(es)	32	16.49	
Class(es) at another institution	12	6.19	
None	100	51.55	

17. Were the library resources available at your location?

Response	Frequency	Percent	
Yes	100	51.28	
No	23	11.79	
Does not apply	72	36.92	

19. Have you ever taken an interactive TV course for college credit before this semester?

Response	Frequency	Percent	
Yes- at SWOSU	134	69.07	
Yes- at another institution	17	8.76	
No	43	22.16	

14. What Distance Learning class(es) have you taken before this semester? (Mark all that apply.)

Response	Frequency	Percent	
Computer-Assisted Instruction course	14	7.22	
Interactive TV course	141	72.68	
Telecourse	27	13.92	
Web-based course	44	22.68	
None	40	20.62	

16. Did your course require you to make use of library resources?

Response	Frequency	Percent	
Yes	84	43.08	
No	111	56.92	

18. Were you able to access the SWOSU library online?

Response	Frequency	Percent	
Yes	113	57.65	
No	8	4.08	
Does not apply	75	38.27	

20. At which location are you receiving this course?

Response	Frequency	Percent	
Weatherford	32	43.84	
Sayre	41	56.16	
Altus- WOSC	0	0.00	
Alva- NWOSU	0	0.00	

21. Could you hear the instructor clearly?

Response	Frequency	Percent	
All of the time	106	55.50	
Most of the time	80	41.88	
Occasionally	5	2.62	

23. Have you felt comfortable with the technology involved in this type of classroom setting?

Response	Frequency	Percent	
Yes	190	99.48	
No	1	0.52	

25. How would you rank the written material presented in class when compared with that seen in a regular classroom setting?

Response	Frequency	Percent	
Better	18	9.42	
Same	147	76.96	
Worse	16	8.38	
Not applicable	10	5.24	

27. Was there too much noise from the other locations?

Response	Frequency	Percent	
Yes	14	7.41	
No	130	68.78	
Occasionally	45	23.81	

29. Were you able to contact the instructor for additional assistance in the course?

Response	Frequency	Percent	
Yes	148	79.57	
Most of the time	27	14.52	
No	11	5.91	

31. Overall, how satisfied are you with this interactive TV course?

Response	Frequency	Percent	
Very Satisfied	98	52.41	
Satisfied	77	41.18	
Not Satisfied	12	6.42	

22. Has the instructor included students from both locations in discussions and other activities?

Response	Frequency	Percent	
Yes	182	95.29	
No	9	4.71	

24. How would you rank the viewing of demonstrations when compared with that seen in a regular classroom setting?

Response	Frequency	Percent	
Better	24	12.57	
Same	132	69.11	
Worse	26	13.61	
Not applicable	9	4.71	

26. As time went by, were you able to forget about the cameras and microphones?

Response	Frequency	Percent	
Yes	166	87.83	
No	23	12.17	

28. As the semester progressed, was the instructor comfortable using the equipment?

Response	Frequency	Percent	
Yes	177	94.15	
No	11	5.85	



30. For which of the following would you like technical support?

Response	Frequency	Percent	
E-mail	33	28.95	
Blackboard	58	50.88	
Video (DVD)	23	20.18	


32. How many interactive TV courses are you taking this semester?

Response	Frequency	Percent	
One	55	29.26	
Two	74	39.36	
Three	29	15.43	
Four	18	9.57	
Five or more	12	6.38	

33. Would you take another interactive TV course?

Response	Frequency	Percent	
Yes	181	96.28	
No	7	3.72	

34. Do you have regular access to the internet?

Response	Frequency	Percent	
Yes	176	93.62	
No	12	6.38	