

# Condensed Item Analysis Report

Distance Learning

Southwestern OK State University

Cumulative

INTERACTIVE VIDEO SURVEY

250 Respondents

FALL 2008

### 1. Gender:

Response	Frequency	Percent	
Female	161	64.66	<div style="width: 64.66%; height: 15px; background-color: blue;"></div>
Male	88	35.34	<div style="width: 35.34%; height: 15px; background-color: blue;"></div>

### 2. Age group:

Response	Frequency	Percent	
17 or younger	14	5.67	<div style="width: 5.67%; height: 15px; background-color: blue;"></div>
18-22	61	24.70	<div style="width: 24.70%; height: 15px; background-color: blue;"></div>
23-25	30	12.15	<div style="width: 12.15%; height: 15px; background-color: blue;"></div>
26-30	33	13.36	<div style="width: 13.36%; height: 15px; background-color: blue;"></div>
31-35	47	19.03	<div style="width: 19.03%; height: 15px; background-color: blue;"></div>
36-40	19	7.69	<div style="width: 7.69%; height: 15px; background-color: blue;"></div>
41-50	36	14.57	<div style="width: 14.57%; height: 15px; background-color: blue;"></div>
51 or older	7	2.83	<div style="width: 2.83%; height: 15px; background-color: blue;"></div>

### 3. Current marital status:

Response	Frequency	Percent	
Single	85	35.56	<div style="width: 35.56%; height: 15px; background-color: blue;"></div>
Married	154	64.44	<div style="width: 64.44%; height: 15px; background-color: blue;"></div>

### 4. Ethnic background (Mark all that apply.):

Response	Frequency	Percent	
African American/Black	5	2.02	<div style="width: 2.02%; height: 15px; background-color: blue;"></div>
American Indian or Alaskan Native	9	3.63	<div style="width: 3.63%; height: 15px; background-color: blue;"></div>
Asian or Pacific Islander	0	0.00	<div style="width: 0%; height: 15px; background-color: blue;"></div>
Hispanic	12	4.84	<div style="width: 4.84%; height: 15px; background-color: blue;"></div>
Middle Eastern	0	0.00	<div style="width: 0%; height: 15px; background-color: blue;"></div>
White/Caucasian	227	91.53	<div style="width: 91.53%; height: 15px; background-color: blue;"></div>
Other	2	0.81	<div style="width: 0.81%; height: 15px; background-color: blue;"></div>

### 5. Primary occupation:

Response	Frequency	Percent	
Full-time homemaker	7	3.18	<div style="width: 3.18%; height: 15px; background-color: blue;"></div>
Full-time employed	136	61.82	<div style="width: 61.82%; height: 15px; background-color: blue;"></div>
Part-time employed	19	8.64	<div style="width: 8.64%; height: 15px; background-color: blue;"></div>
Retired	0	0.00	<div style="width: 0%; height: 15px; background-color: blue;"></div>
Full-time student	50	22.73	<div style="width: 22.73%; height: 15px; background-color: blue;"></div>
Part-time student	8	3.64	<div style="width: 3.64%; height: 15px; background-color: blue;"></div>

### 6. Number of hours worked per week:

Response	Frequency	Percent	
20 or less	60	25.21	<div style="width: 25.21%; height: 15px; background-color: blue;"></div>
20-30	17	7.14	<div style="width: 7.14%; height: 15px; background-color: blue;"></div>
30-40	44	18.49	<div style="width: 18.49%; height: 15px; background-color: blue;"></div>
More than 40	117	49.16	<div style="width: 49.16%; height: 15px; background-color: blue;"></div>

**7. Current education level:**

Response	Frequency	Percent	
Less than 12th grade	29	11.84	
GED	1	0.41	
High School Diploma	20	8.16	
Certificate	0	0.00	
Associate Degree	59	24.08	
Bachelor Degree	124	50.61	
Master Degree	12	4.90	
Doctoral Degree	0	0.00	

**9. Which best describes your study habits?**

Response	Frequency	Percent	
I prefer to study with other students.	54	21.77	
I prefer to study alone.	141	56.85	
I study incrementally.	28	11.29	
I usually put off studying until the last minute.	25	10.08	

**11. What is your primary reason for taking this course?**

Response	Frequency	Percent	
Job requirement	15	7.43	
Requirement for major	187	92.57	

**8. Number of years since you last attended school before this course:**

Response	Frequency	Percent	
Less than one	202	81.45	
One	9	3.63	
Two	8	3.23	
Three	5	2.02	
Four	2	0.81	
Five	2	0.81	
Six to ten	7	2.82	
More than ten	13	5.24	

**10. What is your primary goal in taking college courses? Mark only the most appropriate.**

Response	Frequency	Percent	
Explore new career	6	2.41	
Bachelor's degree	82	32.93	
Update skills	1	0.40	
Certificate	5	2.01	
Master's degree	149	59.84	
Job requirement	3	1.20	
Renew certificate	0	0.00	
Other	3	1.20	

**12. What Distance Learning class(es) are you taking this semester? (Mark all that apply.)**

Response	Frequency	Percent	
Computer-Assisted Instruction course	4	1.62	
Interactive TV course	234	94.74	
Telecourse	14	5.67	
Web-based course	23	9.31	

**13. How did you find out about Distance Learning courses?**

Response	Frequency	Percent	
SWOSU class schedule	70	29.17	
SWOSU Distance Learning web site	12	5.00	
SWOSU advisor	18	7.50	
SWOSU faculty/staff	27	11.25	
SWOSU student	60	25.00	
Other	53	22.08	

**15. In addition to Distance Learning, what other college classes are you attending this semester? (Mark all that apply.)**

Response	Frequency	Percent	
SWOSU daytime class(es)	65	26.10	
SWOSU evening class(es)	45	18.07	
Class(es) at another institution	14	5.62	
None	142	57.03	

**17. Were the library resources available at your location?**

Response	Frequency	Percent	
Yes	116	46.77	
No	28	11.29	
Does not apply	104	41.94	

**19. Have you ever taken an interactive TV course for college credit before this semester?**

Response	Frequency	Percent	
Yes- at SWOSU	149	61.32	
Yes- at another institution	11	4.53	
No	83	34.16	

**14. What Distance Learning class(es) have you taken before this semester? (Mark all that apply.)**

Response	Frequency	Percent	
Computer-Assisted Instruction course	12	4.82	
Interactive TV course	162	65.06	
Telecourse	29	11.65	
Web-based course	38	15.26	
None	67	26.91	

**16. Did your course require you to make use of library resources?**

Response	Frequency	Percent	
Yes	75	30.49	
No	171	69.51	

**18. Were you able to access the SWOSU library online?**

Response	Frequency	Percent	
Yes	112	45.16	
No	13	5.24	
Does not apply	123	49.60	

**20. At which location are you receiving this course?**

Response	Frequency	Percent	
Weatherford	0	0.00	
Sayre	96	79.34	
Altus- WOSC	25	20.66	
Alva- NWOSU	0	0.00	

**21. Could you hear the instructor clearly?**

Response	Frequency	Percent	
All of the time	129	52.23	
Most of the time	108	43.72	
Occasionally	10	4.05	

**23. Have you felt comfortable with the technology involved in this type of classroom setting?**

Response	Frequency	Percent	
Yes	231	93.52	
No	16	6.48	

**25. How would you rank the written material presented in class when compared with that seen in a regular classroom setting?**

Response	Frequency	Percent	
Better	20	8.10	
Same	207	83.81	
Worse	14	5.67	
Not applicable	6	2.43	

**27. Was there too much noise from the other locations?**

Response	Frequency	Percent	
Yes	14	5.67	
No	179	72.47	
Occasionally	54	21.86	

**29. Were you able to contact the instructor for additional assistance in the course?**

Response	Frequency	Percent	
Yes	211	85.08	
Most of the time	33	13.31	
No	4	1.61	

**31. Overall, how satisfied are you with this interactive TV course?**

Response	Frequency	Percent	
Very Satisfied	118	48.16	
Satisfied	116	47.35	
Not Satisfied	11	4.49	

**22. Has the instructor included students from both locations in discussions and other activities?**

Response	Frequency	Percent	
Yes	228	92.31	
No	19	7.69	

**24. How would you rank the viewing of demonstrations when compared with that seen in a regular classroom setting?**

Response	Frequency	Percent	
Better	20	8.06	
Same	176	70.97	
Worse	41	16.53	
Not applicable	11	4.44	

**26. As time went by, were you able to forget about the cameras and microphones?**

Response	Frequency	Percent	
Yes	197	79.44	
No	51	20.56	

**28. As the semester progressed, was the instructor comfortable using the equipment?**

Response	Frequency	Percent	
Yes	242	98.37	
No	4	1.63	



**30. For which of the following would you like technical support?**

Response	Frequency	Percent	
E-mail	77	45.56	
Blackboard	57	33.73	
Video (DVD)	35	20.71	


**32. How many interactive TV courses are you taking this semester?**

Response	Frequency	Percent	
One	69	28.16	
Two	76	31.02	
Three	65	26.53	
Four	20	8.16	
Five or more	15	6.12	

**33. Would you take another interactive TV course?**

Response	Frequency	Percent	
Yes	235	95.14	
No	12	4.86	

**34. Do you have regular access to the internet?**

Response	Frequency	Percent	
Yes	232	93.55	
No	16	6.45	