Adobe Federation Migration Instructions

1. First go to the SWOSU website:
https://www.swosu.edu/

Click on GoSWOSU at the top right of the page.

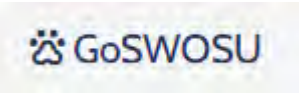

2. Enter your SSO credentials and click on the Login button.

3. From your dashboard, click on Adobe Creative Cloud.

4. Click on Sign In at the top right of the page.

5. Use your SWOSU email address and click the Continue button.

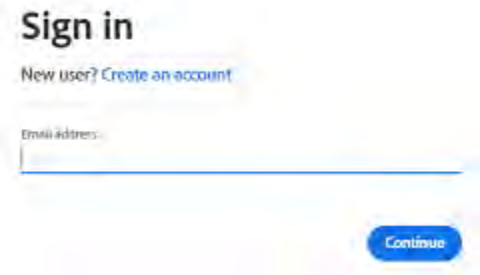
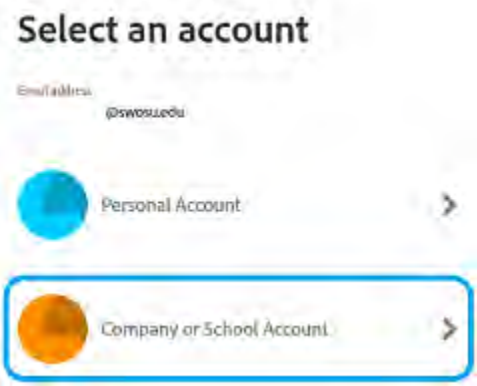
6. Click on Company or School Account.